

Industry Analysis

Active Selections

ID, Pocatello, ID (Metropolitan Statistical Area), Construction and Mining (except Oil Well) Machinery and Equipment Merchant Wholesalers (423810)

Key Metrics

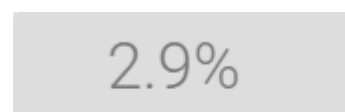
Job Postings

Last 12 Months



Unemployment Rate

Dec 2019



Projected Growth

10 Years

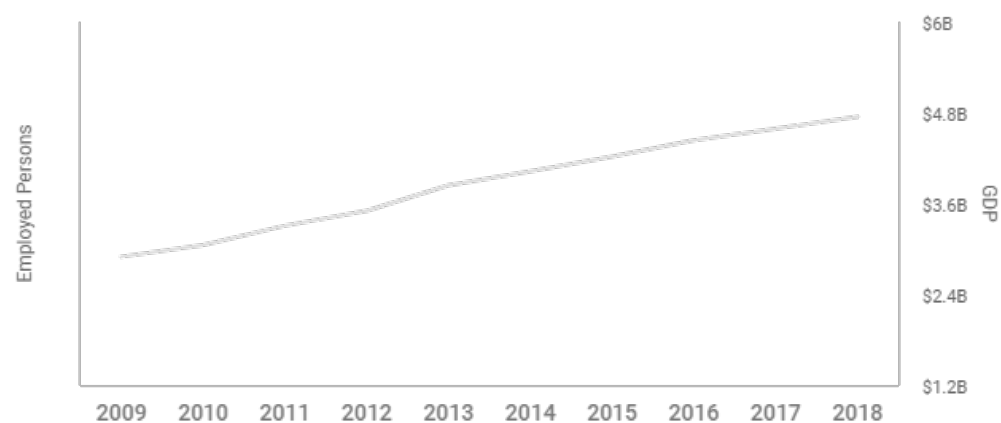



Location Quotient



Economic Impact

Dec 2019



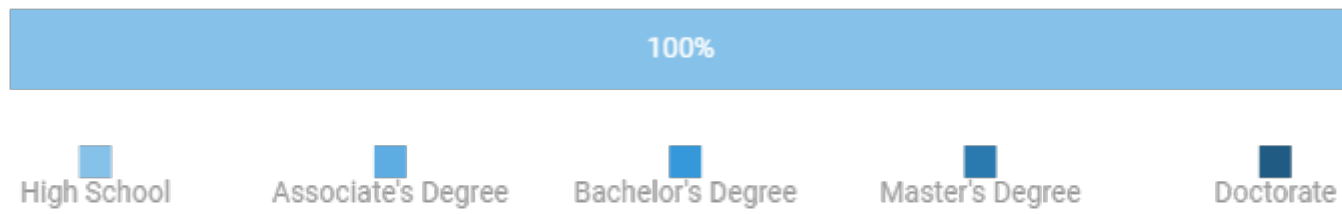
Note: GDP and Employment figures not available for all industries in all years

Source: Bureau of Labor Statistics, Bureau of Economic Analysis

Job Qualifications - Years of Experience

No data available for this report with your selected filters.

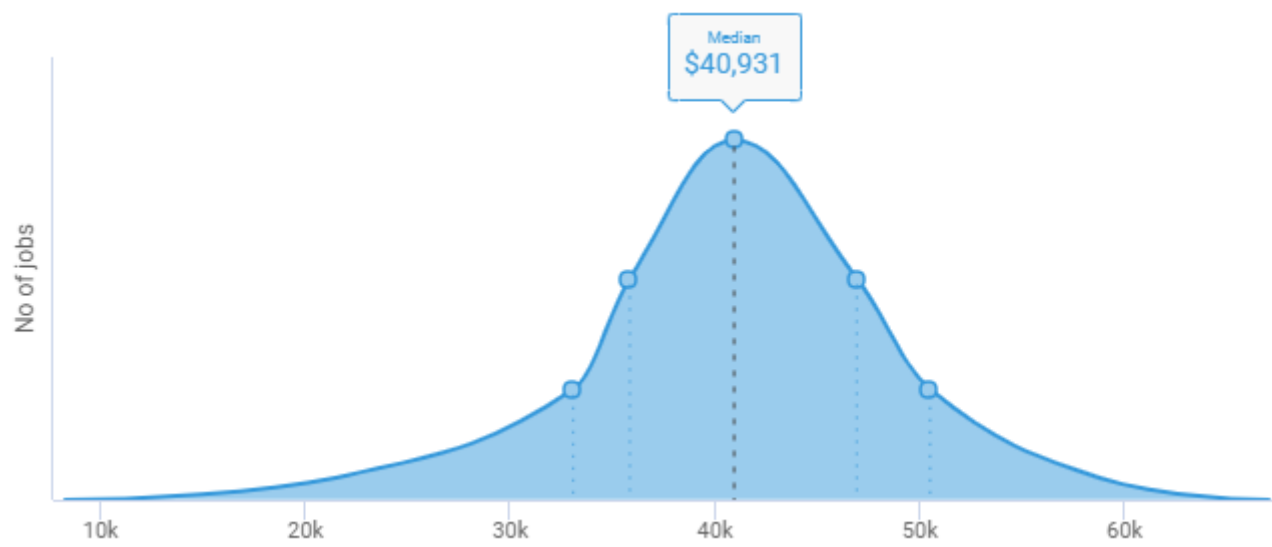
Job Qualifications - Education Level



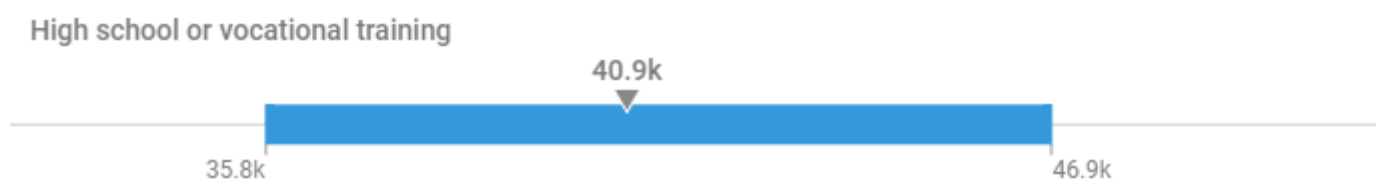
Salary By Experience

No data available for this report with your selected filters.

Salary Overall



Salary By Education



Top Requested Occupations

Industrial / Mechanical Engineering Technician
Tractor-Trailer Truck Driver (General)
Yard Truck Driver
Heavy Equipment Mechanic
Outside Sales Representative
Scheduler / Operations Coordinator

Top Requested Skills - Specialized Skills

Repair
Materials Transport
Equipment Operation
Forklift Operation
Equipment Moving
Schematics Reading
Cleaning
Customer Service
Instrument Sales
Inventory Control

Top Requested Skills - Baseline Skills

Physical Abilities
Detail-Oriented
Communication Skills
Teamwork / Collaboration
Troubleshooting
Computer Literacy
Microsoft Office
Multi-Tasking
Organizational Skills
Positive Disposition

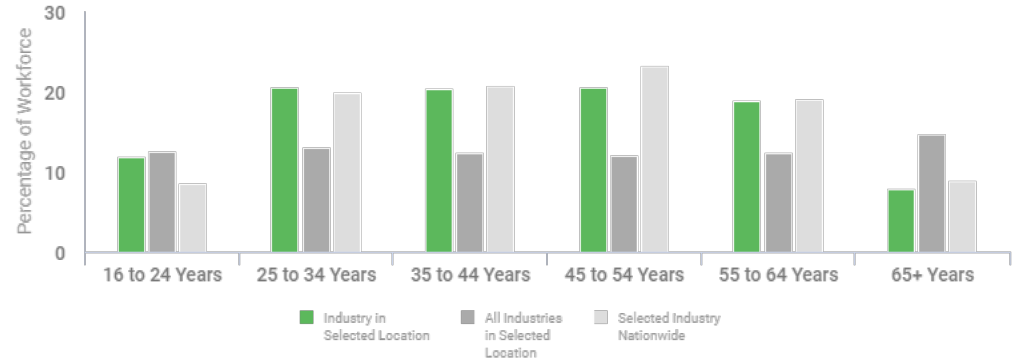
Age Breakdown

Median Age

This Industry in Selected Location
42 Years

All Industries in Selected Location
45 Years

This Industry Nationwide
45 Years



Source: 2012 - 2016 American Community Survey 5-Year Estimates

Race Breakdown



Source: 2012 - 2016 American Community Survey 5-Year Estimates

Gender Breakdown

71.9%

All Industries in Selected Location
50.1%



28.1%

All Industries in Selected Location
49.9%

Source: 2012 - 2016 American Community Survey 5-Year Estimates

Top Occupations in Demand

Specialized Occupation	Occupation	Occupation Family	Job Postings(#) Last 12 months	Job Postings(%) Last 12 months	Projected Growth (10 years)	Salary Range (25th-75th percentile)	Risk of Automation	Location Quotient
Industrial / Mechanical Engineering Technician	Industrial / Mechanical Engineering Technician	Engineering	2	22.2%	8.3%	\$50 - 51k	Low Risk	4.6
Tractor-Trailer Truck Driver (General)	Tractor-Trailer Truck Driver	Transportation	2	22.2%	20.1%	\$33 - 33k	Medium Risk	3.6
Yard Truck Driver	Tractor-Trailer Truck Driver	Transportation	2	22.2%	20.1%	\$35 - 39k	Medium Risk	199.8
Heavy Equipment Mechanic	Heavy Equipment Mechanic	Maintenance, Repair, and Installation	1	11.1%	14.2%	\$37 - 37k	Low Risk	3.1
Outside Sales Representative	Sales Representative	Sales	1	11.1%	14.2%	\$50 - 50k	Low Risk	2.1
Scheduler / Operations Coordinator	Scheduler / Operations Coordinator	Business Management and Operations	1	11.1%	14.4%	\$37 - 37k	High Risk	13.3

Top Skills in Demand

Skill	Skill Type	Job Postings Requesting Skill(s)(#)	Job Postings Requesting Skill(s)(%)	Projected Growth	Location Quotient
Repair	Specialized	7	87.5%	0.1%	2.3
Materials Transport	Specialized	4	50.0%	4.5%	8.0
Equipment Operation	Specialized	3	37.5%	3.0%	6.2
Forklift Operation	Specialized	3	37.5%	-7.9%	2.2
Equipment Moving	Specialized	2	25.0%	14.3%	1.8
Schematics Reading	Specialized	2	25.0%	2.1%	1.9
Cleaning	Specialized	1	12.5%	40.9%	13.3
Customer Service	Specialized	1	12.5%	-0.7%	0.8
Instrument Sales	Specialized	1	12.5%	1.3%	2.3
Inventory Control	Specialized	1	12.5%	4.9%	7.4

Skills in Demand by Occupation

Occupation	Job Postings (#) (Last 12 Months)	Job Postings (%) (Last 12 Months)	
Tractor-Trailer Truck Driver	4	44.4%	
Skill	Occupational Skill Category	Job Postings Requesting Skill(s) (#) (Last 12 Months)	Job Postings Requesting Skill(s) (%) (Last 12 Months)
Materials Transport	NA	4	100%
Repair	NA	4	100%
Equipment Operation	NA	2	50%
Cleaning	NA	1	25%
Industrial / Mechanical Engineering Technician	2	22.2%	
Skill	Occupational Skill Category	Job Postings Requesting Skill(s) (#) (Last 12 Months)	Job Postings Requesting Skill(s) (%) (Last 12 Months)
Forklift Operation	Defining	2	100%
Repair	Defining	2	100%
Schematics Reading	NA	2	100%
Equipment Moving	NA	1	50%
Heavy Equipment Mechanic	1	11.1%	
Skill	Occupational Skill Category	Job Postings Requesting Skill(s) (#) (Last 12 Months)	Job Postings Requesting Skill(s) (%) (Last 12 Months)
Equipment Operation	NA	1	100%
Repair	Defining	1	100%
Sales Representative	1	11.1%	
Skill	Occupational Skill Category	Job Postings Requesting Skill(s) (#) (Last 12 Months)	Job Postings Requesting Skill(s) (%) (Last 12 Months)
Customer Service	Defining	1	100%
Instrument Sales	NA	1	100%
Outside Sales	Defining	1	100%
Prepare Presentations	NA	1	100%
Retail Industry Knowledge	Necessary	1	100%
Retail Sales	NA	1	100%
Sales	Defining	1	100%
Scheduler / Operations Coordinator	1	11.1%	
Skill	Occupational Skill Category	Job Postings Requesting Skill(s) (#) (Last 12 Months)	Job Postings Requesting Skill(s) (%) (Last 12 Months)
Equipment Moving	NA	1	100%
Forklift Operation	NA	1	100%
Inventory Control	Necessary	1	100%
Inventory Maintenance	NA	1	100%

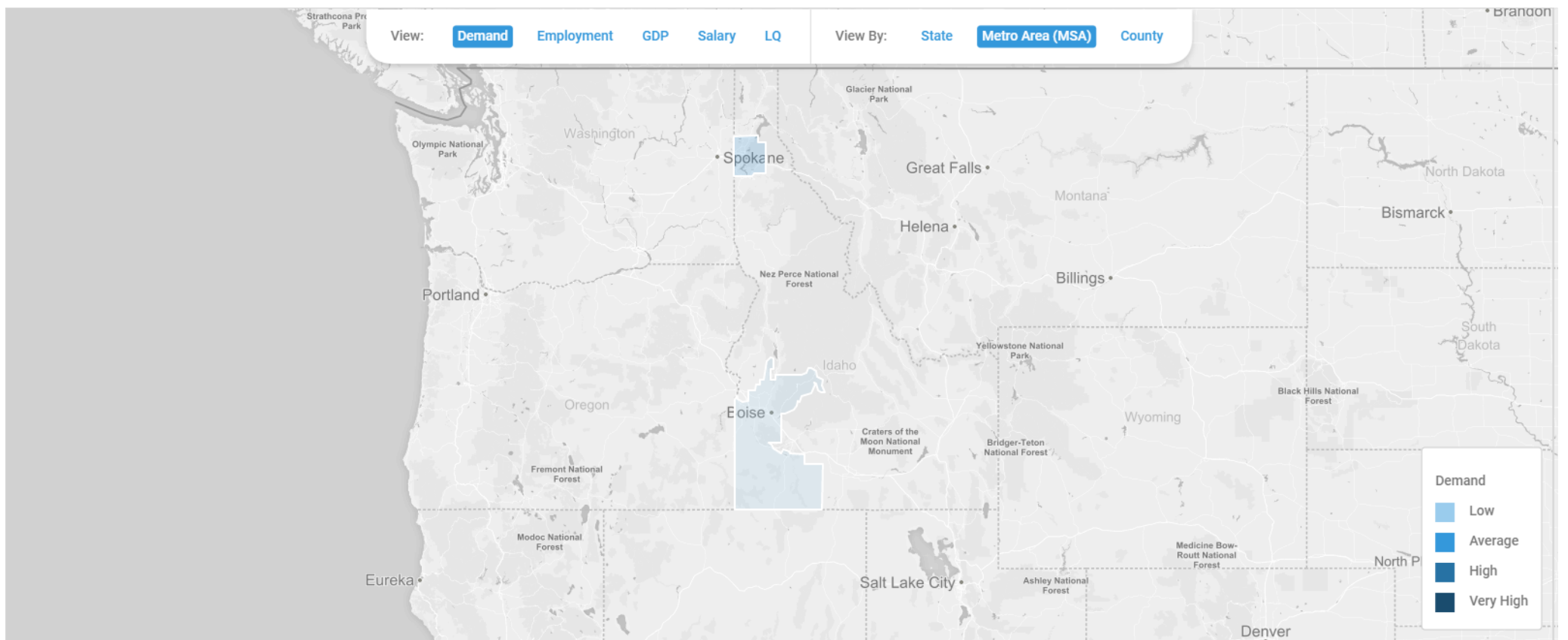
Top Employers

H&E Equipment Services



Job Postings

Top Location



Metro Area (MSA)	Job Postings (Last 12 Months)	Employment (Last 12 Months)	GDP	Median Salary (in Thousands)	Location Quotient
Coeur d'Alene, ID	9	NA	\$232.6M	\$42k	17.7 ▲
Boise City, ID	3	NA	NA	\$39k	1.2 ▬

Source: Bureau of Labor Statistics, Bureau of Economic Analysis