

Industry Analysis

Active Selections

Nationwide, Aerospace Product and Parts Manufacturing (3364)

Key Metrics

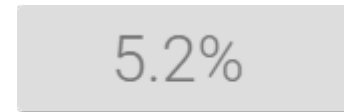
Job Postings

Last 12 Months



Unemployment Rate

Mar 2020



Projected Growth

10 Years

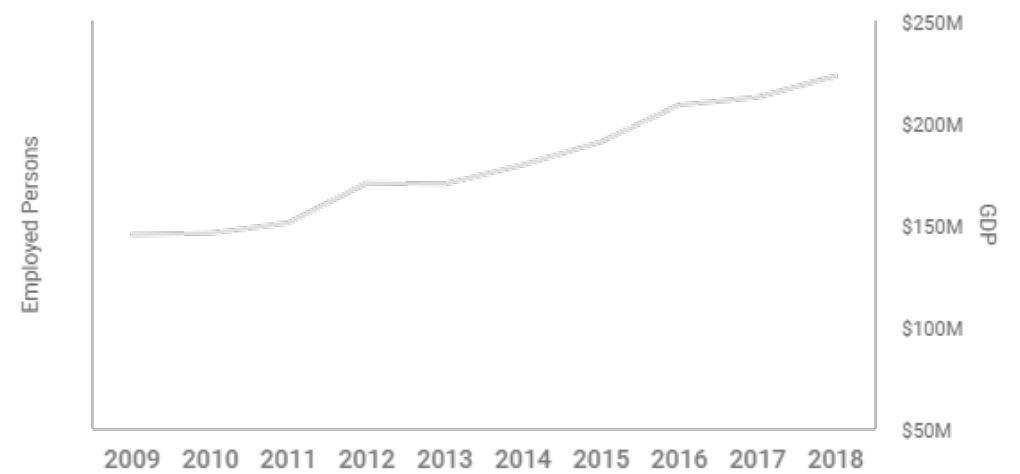



Location Quotient



Economic Impact

Dec 2019



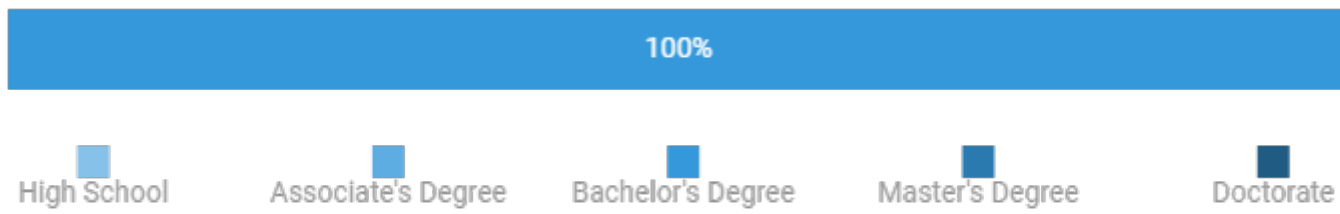
Note: GDP and Employment figures not available for all industries in all years

Source: Bureau of Labor Statistics, Bureau of Economic Analysis

Job Qualifications - Years of Experience

No data available for this report with your selected filters.

Job Qualifications - Education Level



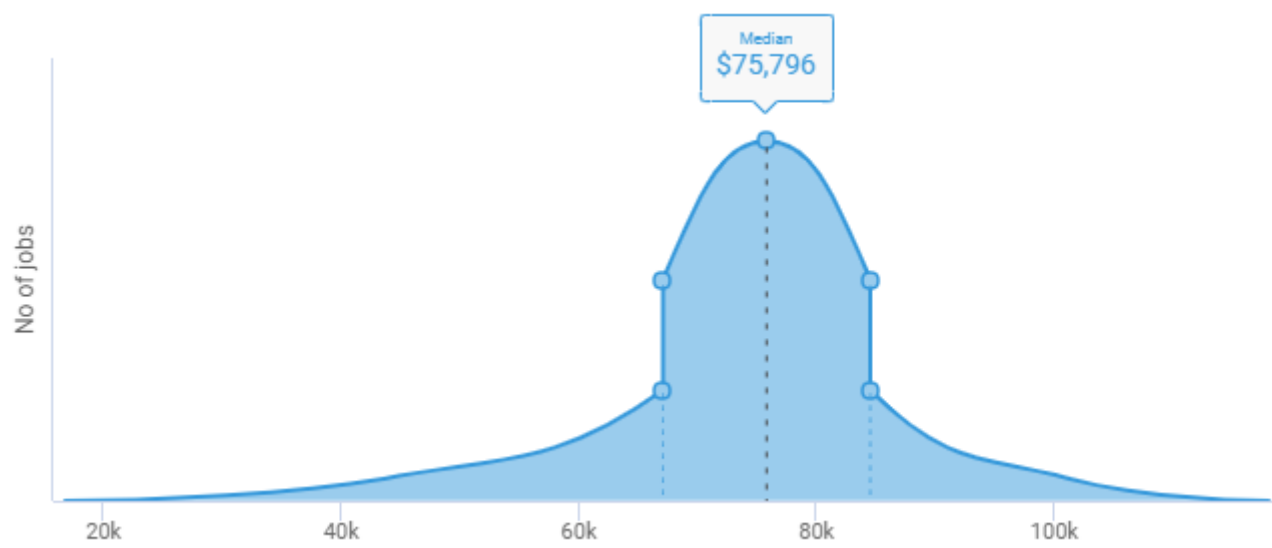
Salary By Education

No data available for this report with your selected filters.

Salary By Experience

No data available for this report with your selected filters.

Salary Overall



Top Requested Occupations

Civil Engineer
Electrical Controls Engineer

Top Requested Skills - Specialized Skills

Aerospace Industry Knowledge
Data Acquisition
Engineering Specifications
SolidWorks
Technical Drawings
Technical Writing / Editing
Altium
Bill of Materials
Electrical Systems
Electromechanical Systems

Top Requested Skills - Baseline Skills

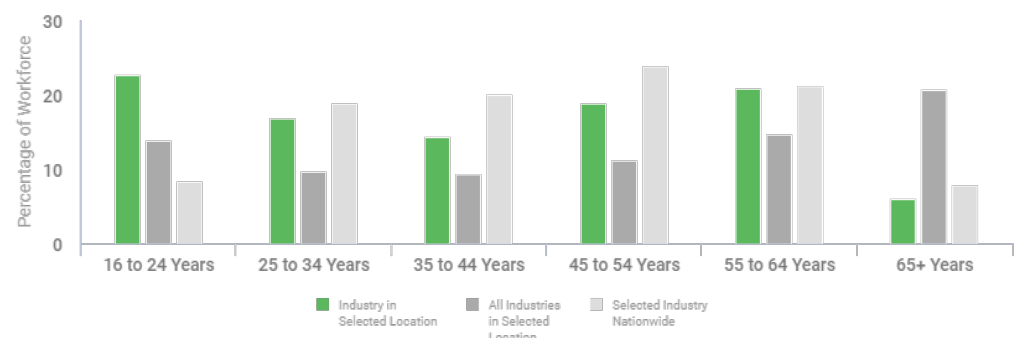
English
Microsoft Excel
Microsoft Office
Microsoft Word

Age Breakdown

Median Age

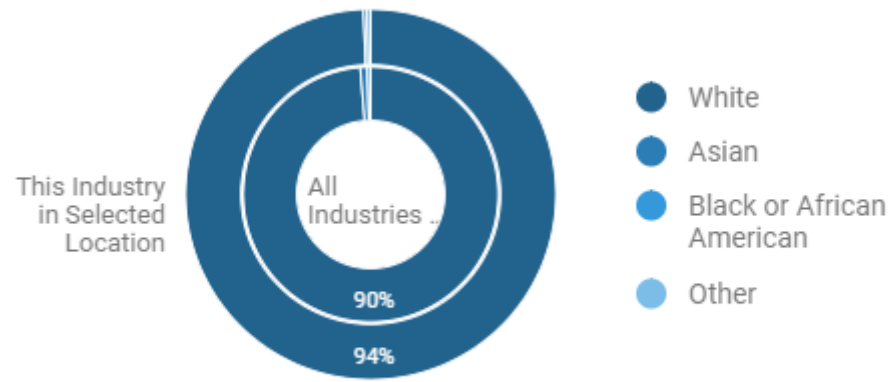
This Industry in Selected Location
39 Years

All Industries in Selected Location
40 Years



Source: 2014 - 2018 American Community Survey 5-Year Estimates


Race Breakdown



Source: 2014 - 2018 American Community Survey 5-Year Estimates

Gender Breakdown

69.1%



30.8%













Source: 2014 - 2018 American Community Survey 5-Year Estimates

Top Occupations in Demand

Specialized Occupation	Occupation	Occupation Family	Job Postings(#) Last 12 months	Job Postings(%) Last 12 months	Projected Growth (10 years)	Salary Range (25th-75th percentile)	Risk of Automation
Civil Engineer	Civil Engineer	Engineering	1	50.0%	+10.8%	\$85 - 85k	Low Risk
Electrical Controls Engineer	Electrical Engineer	Engineering	1	50.0%	+9.0%	\$67 - 67k	Low Risk

Top Skills in Demand

Skill	Skill Type	Job Postings Requesting Skill(s)(#)	Job Postings Requesting Skill(s)(%)	Projected Growth
Aerospace Industry Knowledge	Specialized	2	100.0%	0.0 
Data Acquisition	Specialized	2	100.0%	-2.1 
Engineering Specifications	Specialized	2	100.0%	-0.1 
SolidWorks	Software and Programming	2	100.0%	2.4 
Technical Drawings	Specialized	2	100.0%	2.2 
Technical Writing / Editing	Specialized	2	100.0%	-10.4 
Altium	Software and Programming	1	50.0%	14.3 
Bill of Materials	Specialized	1	50.0%	-5.9 
Electrical Systems	Specialized	1	50.0%	1.9 
Electromechanical Systems	Specialized	1	50.0%	6.3 

Skills in Demand by Occupation

Occupation	Job Postings (#) (Last 12 Months)	Job Postings (%) (Last 12 Months)	
Civil Engineer	1	50%	
Skill	Occupational Skill Category	Job Postings Requesting Skill(s) (#) (Last 12 Months)	Job Postings Requesting Skill(s) (%) (Last 12 Months)
Aerospace Industry Knowledge	NA	1	100%
Data Acquisition	NA	1	100%
Engineering Specifications	NA	1	100%
Fatigue Analysis	NA	1	100%
Mechanical Engineering	NA	1	100%
NASTRAN	NA	1	100%
Nastran / Patran	NA	1	100%
SolidWorks	NA	1	100%
Technical Drawings	NA	1	100%
Technical Writing / Editing	NA	1	100%
Electrical Engineer	1	50%	
Skill	Occupational Skill Category	Job Postings Requesting Skill(s) (#) (Last 12 Months)	Job Postings Requesting Skill(s) (%) (Last 12 Months)
Aerospace Industry Knowledge	NA	1	100%
Altium	NA	1	100%
Bill of Materials	NA	1	100%
Data Acquisition	NA	1	100%
Electrical Systems	Defining	1	100%
Electromechanical Systems	NA	1	100%
Engineering Design	Necessary	1	100%
Engineering Design and Installation	Defining	1	100%
Engineering Specifications	NA	1	100%
New Product Development	NA	1	100%
SPICE	NA	1	100%
SolidWorks	NA	1	100%
System Design	NA	1	100%
Technical Drawings	NA	1	100%
Technical Writing / Editing	NA	1	100%
Wiring	Necessary	1	100%
Wiring Diagrams	Distinguishing	1	100%

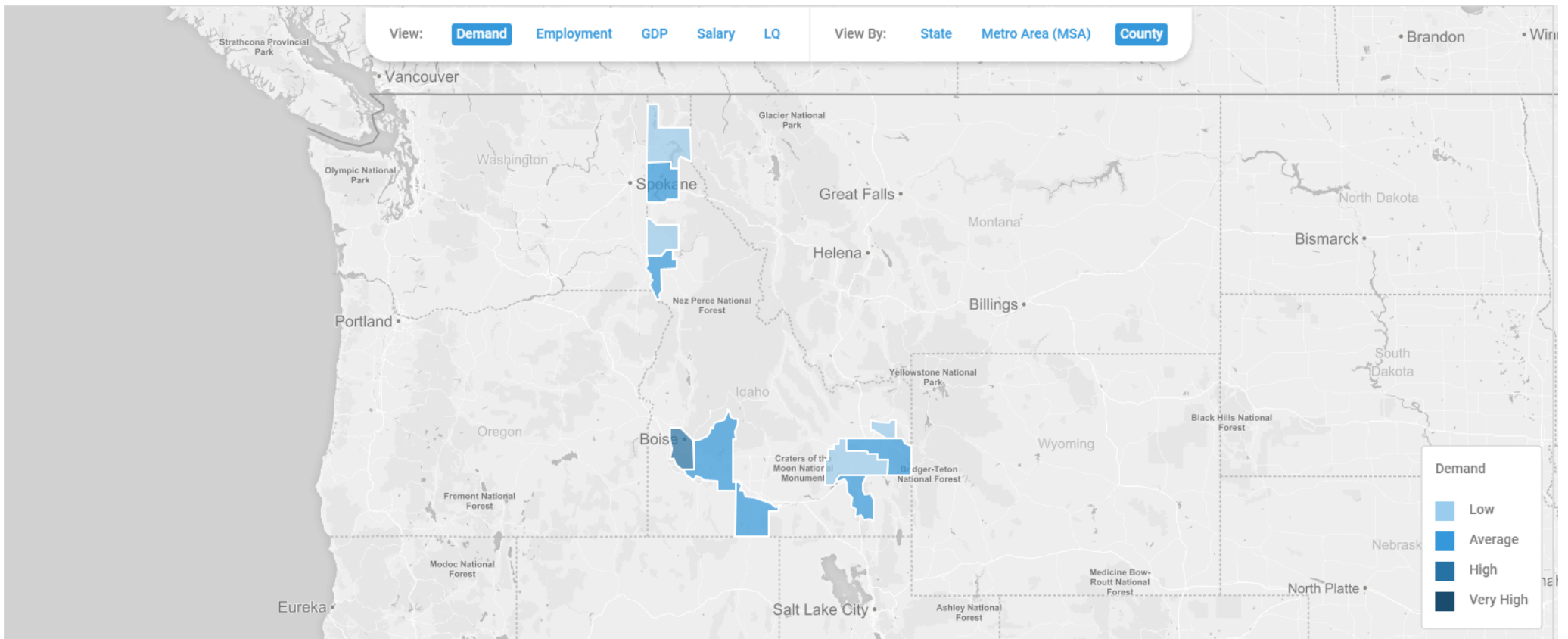
Top Employers

Tamarack Aerospace Group



Job Postings

Top Locations



County	Job Postings (Last 12 Months)	Employment (Last 12 Months)	GDP	Median Salary (in Thousands)	Location Quotient
Ada, ID	53	NA	\$4B	\$38k	0.2
Bonneville, ID	9	NA	\$455.0M	\$47k	0.2
Twin Falls, ID	9	NA	\$477.6M	\$36k	0.2
Nez Perce, ID	8	NA	\$400.2M	\$40k	0.3
Elmore, ID	4	NA	\$77.0M	\$43k	0.5
Kootenai, ID	4	NA	\$521.1M	\$94k	0.1
Bannock, ID	3	NA	\$234.0M	\$49k	0.1
Bingham, ID	2	NA	\$163.7M	\$52k	0.1
Bonner, ID	2	NA	\$223.1M	\$76k	0.1
Latah, ID	1	NA	\$50.3M	\$93k	0.1

Source: Bureau of Labor Statistics, Bureau of Economic Analysis