

Source: Labor Insight (Burning Glass Technologies)

Occupation Analysis - Elementary School Teachers, Except Special Education

Teach students basic academic, social, and other formative skills in public or private schools at the elementary level.

Common job titles: Elementary Teacher, Entry Level Teacher (Grades Pre-K-12) - An Opportunity For Impact, Teacher - Serve Community & Change Lives - By 1St, Teacher - Making A Difference Today - By 1St, Elementary School Teacher

Active Selections: Twin Falls, ID, Elementary School Teachers, Except Special Education

Overview

Job Metrics

Job Postings

Last 12 Months

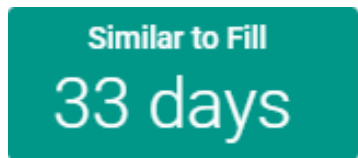


Projected Growth

10 Years



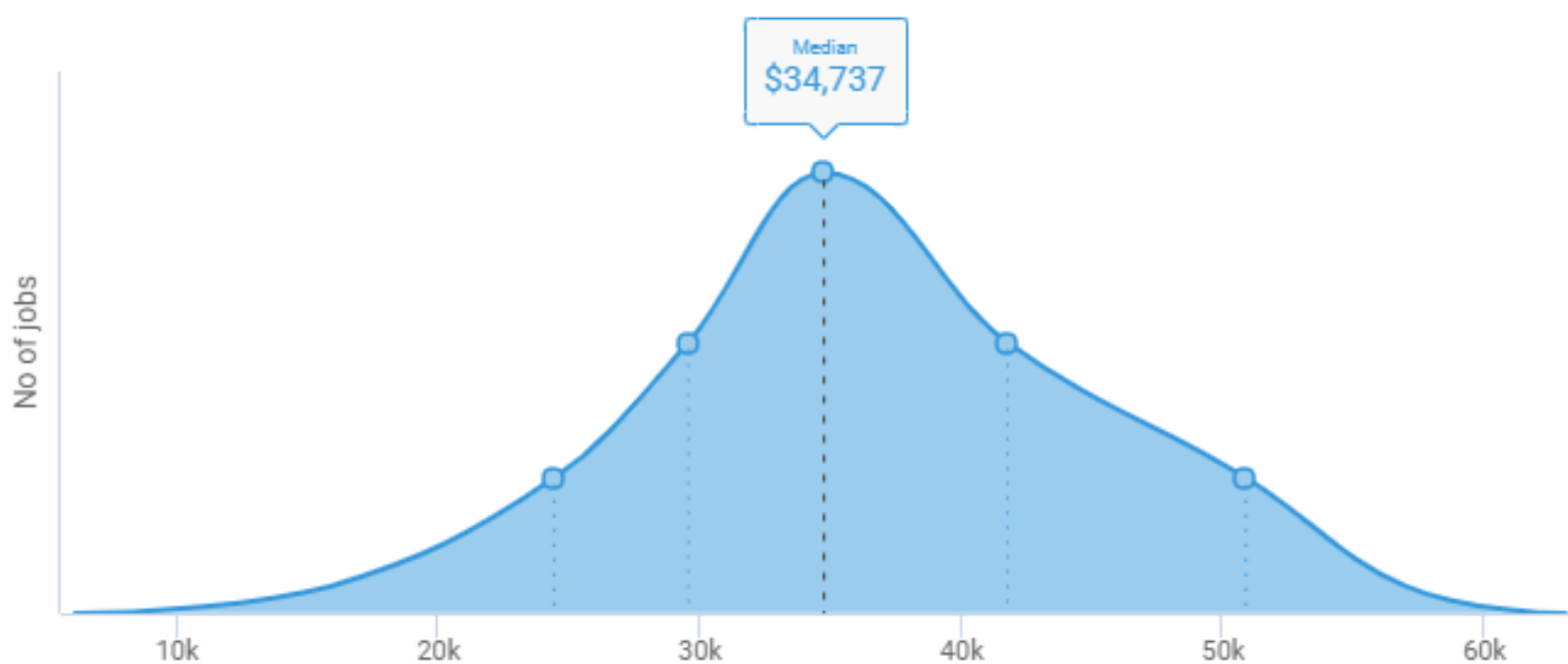
Time To Fill



Location Quotient

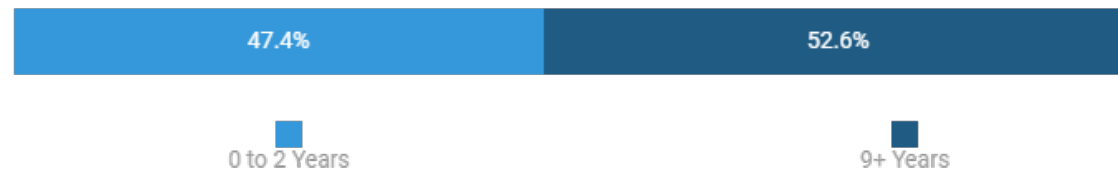


Salary Overall

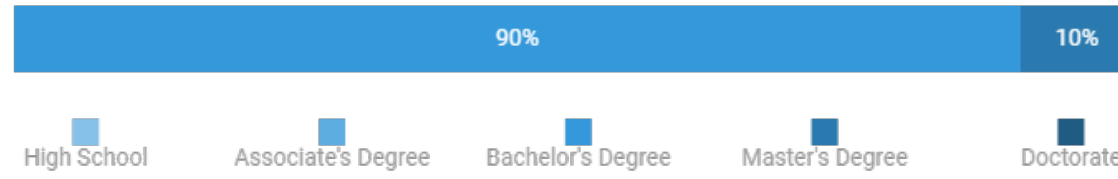


Job Qualifications

Years of Experience



Education Level



Certification	Frequency Requested		
	Occasionally	Sometimes	Often
Certified Teacher	<input checked="" type="radio"/>	<input type="radio"/>	<input type="radio"/>
Forklift Operator Certification	<input checked="" type="radio"/>	<input type="radio"/>	<input type="radio"/>

Top Skills

Specialized Skills

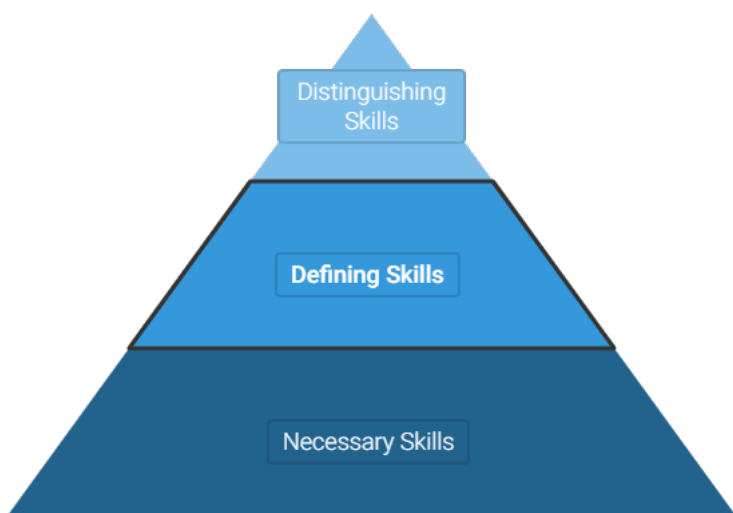
Cleaning
Basic Mathematics
Scheduling
Teaching
Special Education
Empower
Leadership Development

Baseline Skills

Physical Abilities
Troubleshooting
Computer Literacy
Problem Solving
Communication Skills
Teamwork / Collaboration
Organizational Skills

Skills Explorer

Occupational Skills for Elementary School Teachers, Except Special Education











Skill	Skill Type	Occupational Skills Category	Salary Premium	Job Postings Requesting Last 12 months	Projected Growth 2 Years	Location Quotient
Teaching	Specialized	Defining		23	-4.9%	1.5
Special Education	Specialized	Defining		3	+3.4%	1.4

[Learn more](#) about Occupational Skill Categories

An occupation's Defining skills represent the day-to-day tasks and responsibilities of the job. An employee needs these skills to qualify for and perform successfully in this occupation.

Top Requested Skills for Elementary School Teachers, Except Special Education

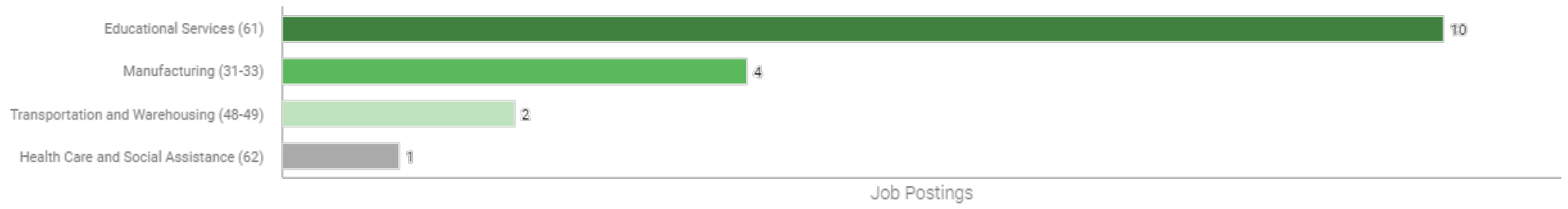
Skill	Skill Type	Occupational Skills Category	Salary Premium	Job Postings Requesting Last 12 months	Projected Growth 2 Years	Location Quotient
Physical Abilities	Baseline	NA		83	+14.4%	32.9
Cleaning	Specialized	NA		77		352.5
Troubleshooting	Baseline	NA		57		658.6
Basic Mathematics	Specialized	NA		57		360.4
Computer Literacy	Baseline	NA		55	-4.0%	64.8
Problem Solving	Baseline	NA		51	+3.4%	36.0
Communication Skills	Baseline	NA		45	+2.0%	9.6
Scheduling	Specialized	NA		33	+3.9%	46.3
Teamwork / Collaboration	Baseline	NA		25	+6.5%	7.9
Teaching	Specialized	Defining		23	-4.9%	1.5
Organizational Skills	Baseline	NA		21	-3.1%	10.6
Multi-Tasking	Baseline	NA		12		36.7
Microsoft Office	Software and Programming	NA		10	-1.7%	14.7
Leadership	Baseline	NA		7		16.3
Microsoft Excel	Software and Programming	NA		5	+5.4%	7.6
Detail-Oriented	Baseline	NA		5		12.8
Special Education	Specialized	Defining		3	+3.4%	1.4
Meeting Deadlines	Baseline	NA		2		8.8
English	Baseline	NA		1	+13.6%	0.4
Bilingual	Baseline	NA		1	-5.8%	0.6
Spanish	Baseline	NA		1	+10.0%	0.6

English as a Second Language	Baseline	NA		1		1.8 
Verbal / Oral Communication	Baseline	NA		1		3.1 
Self-Starter	Baseline	NA		1		9.1 
Empower	Specialized	Necessary		1		3.6 
Leadership Development	Specialized	Necessary		1		2.4 
Music	Specialized	Distinguishing		1	+1.4% 	1.3 
Teaching Speakers of Other Languages	Specialized	NA		1		2.3 

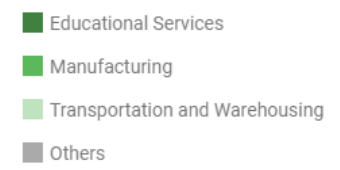
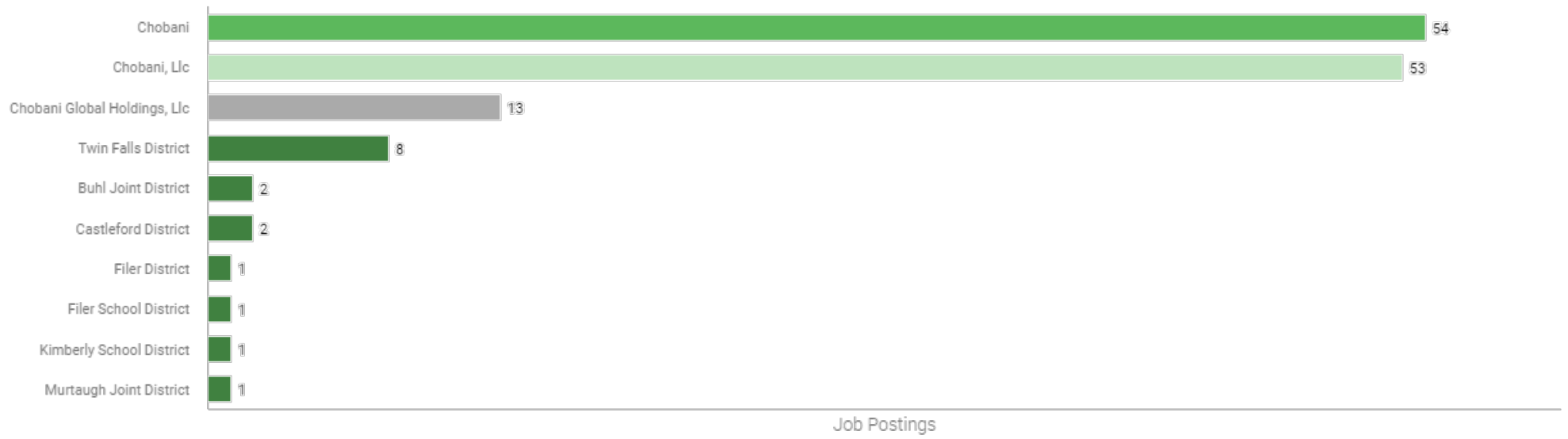
Employers & Industries

Top Industries

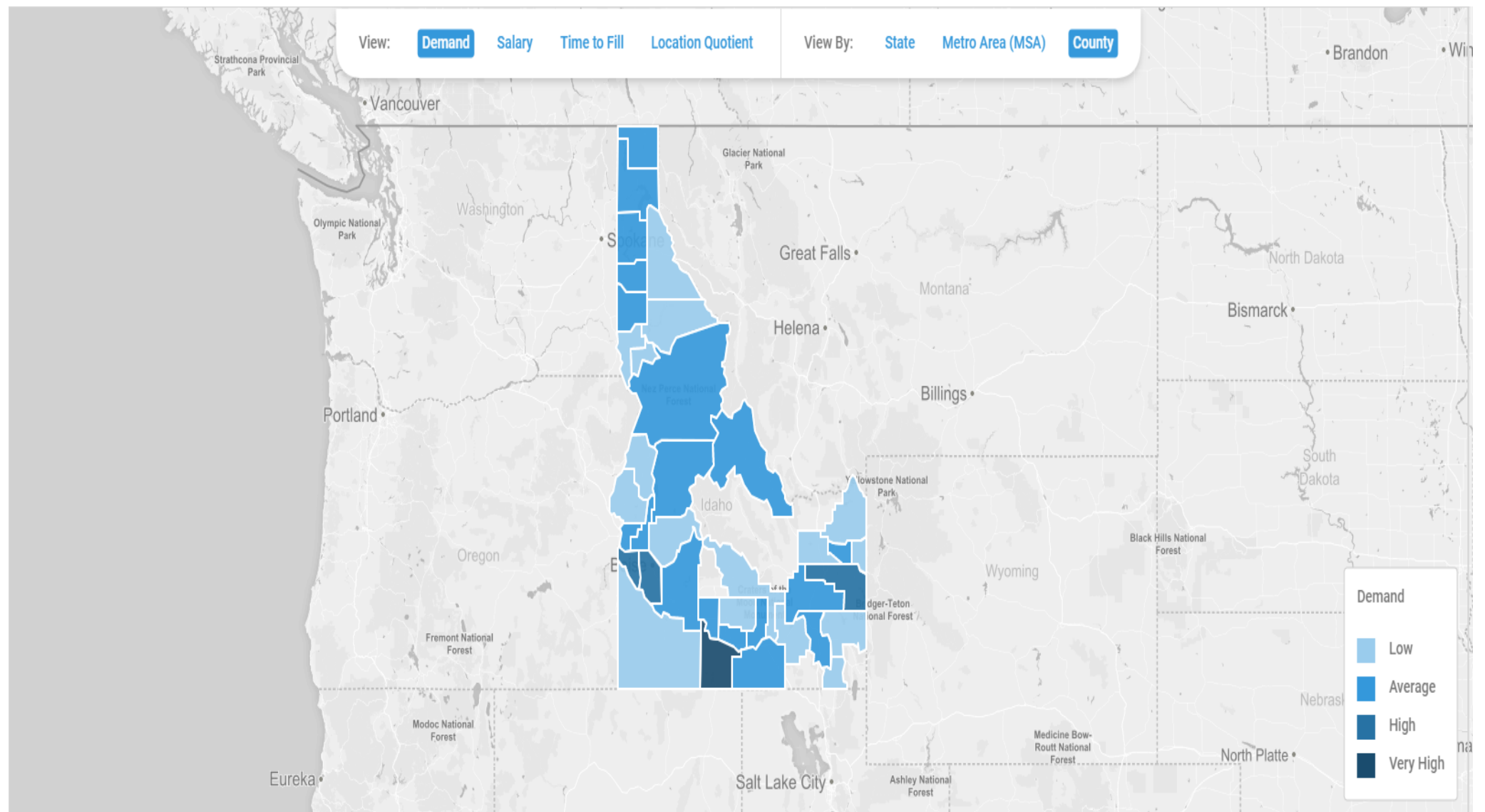
2digit






















Top Employers



Top Locations



State	Job Postings Last 12 months	Median Salary	Time to Fill Days	Location Quotient
Twin Falls, ID	143	\$35k	30	7.7 ⬆️
Ada, ID	116	\$42k	30	1.1 ⬆️
Canyon, ID	51	\$42k	30	1.7 ⬆️
Bonneville, ID	43	\$48k	30	1.8 ⬆️
Bannock, ID	37	\$38k	30	2.2 ⬆️
Kootenai, ID	18	\$54k	30	0.6 ⬆️
Elmore, ID	17	\$52k	30	5.2 ⬆️
Jerome, ID	13	\$38k	30	2.6 ⬆️
Cassia, ID	11	\$53k	30	2.0 ⬆️
Bonner, ID	10	\$45k	30	1.5 ⬆️
Gooding, ID	10	\$51k	30	3.3 ⬆️
Gem, ID	9	\$38k	30	5.1 ⬆️
Madison, ID	9	\$40k	30	1.3 ⬆️
Payette, ID	9	\$46k	30	2.9 ⬆️
Latah, ID	8	\$45k	30	1.2 ⬆️
Idaho, ID	7	\$48k	30	3.2 ⬆️
Bingham, ID	6	\$45k	30	0.8 ⬆️
Valley, ID	6	\$47k	30	2.9 ⬆️
Boundary, ID	5	\$44k	30	2.8 ⬆️

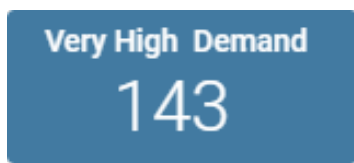
Lemhi, ID	5	\$47k	30	4.3 
Benewah, ID	4	\$55k	30	2.3 
Minidoka, ID	4	\$51k	30	1.0 
Shoshone, ID	4	\$52k	30	1.7 
Adams, ID	3	\$51k	30	5.7 
Boise, ID	3	\$43k	30	3.9 
Clearwater, ID	3	\$61k	30	2.1 
Lincoln, ID	3	\$54k	30	3.9 
Caribou, ID	2	\$52k	30	1.2 
Franklin, ID	2	\$49k	30	1.2 
Jefferson, ID	2	\$48k	30	0.6 
Nez Perce, ID	2	\$43k	30	0.2 
Owyhee, ID	2	\$51k	30	1.3 
Teton, ID	2	\$36k	30	1.3 
Washington, ID	2	\$54k	30	1.4 
Blaine, ID	1	\$30k	30	0.2 
Fremont, ID	1	\$51k	30	0.7 
Lewis, ID	1	\$45k	30	1.2 
Power, ID	1	\$51k	30	0.6 

Related Jobs

Elementary School Teachers, Except Special Education at a Glance Salary



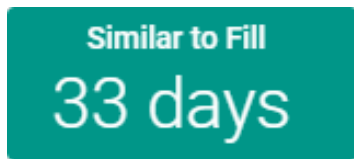
Job Postings Last 12 Months



Projected Growth 10 Years



Time To Fill



Location Quotient



Source: Projections Central state projections

Related Jobs

