

Industry Analysis

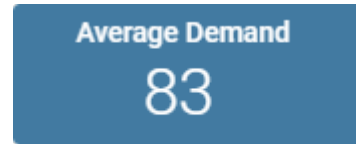
Active Selections

Boise City, ID (Metropolitan Statistical Area), Custom Computer Programming Services (541511)

Key Metrics

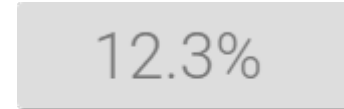
Job Postings

Last 12 Months



Unemployment Rate

Apr 2020



Projected Growth

10 Years

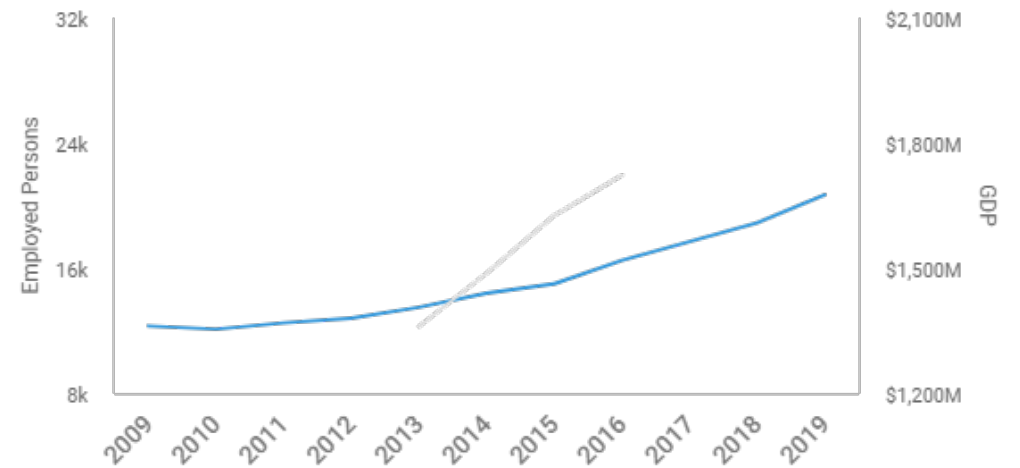


Location Quotient



Economic Impact

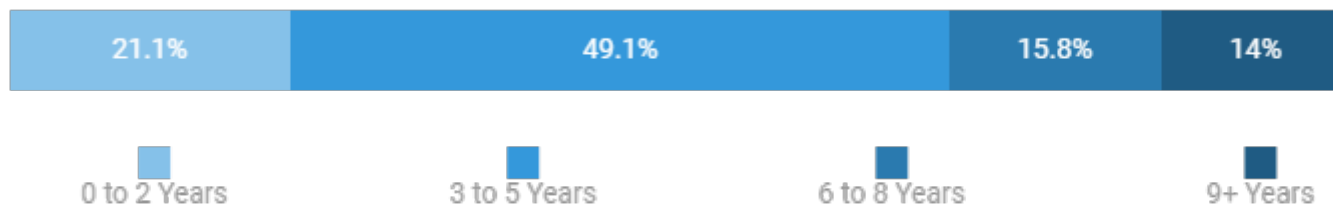
Dec 2019



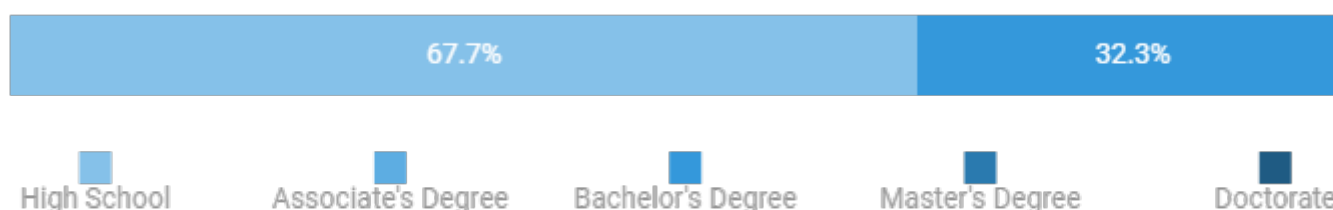
Note: GDP and Employment figures not available for all industries in all years

Source: Bureau of Labor Statistics, Bureau of Economic Analysis

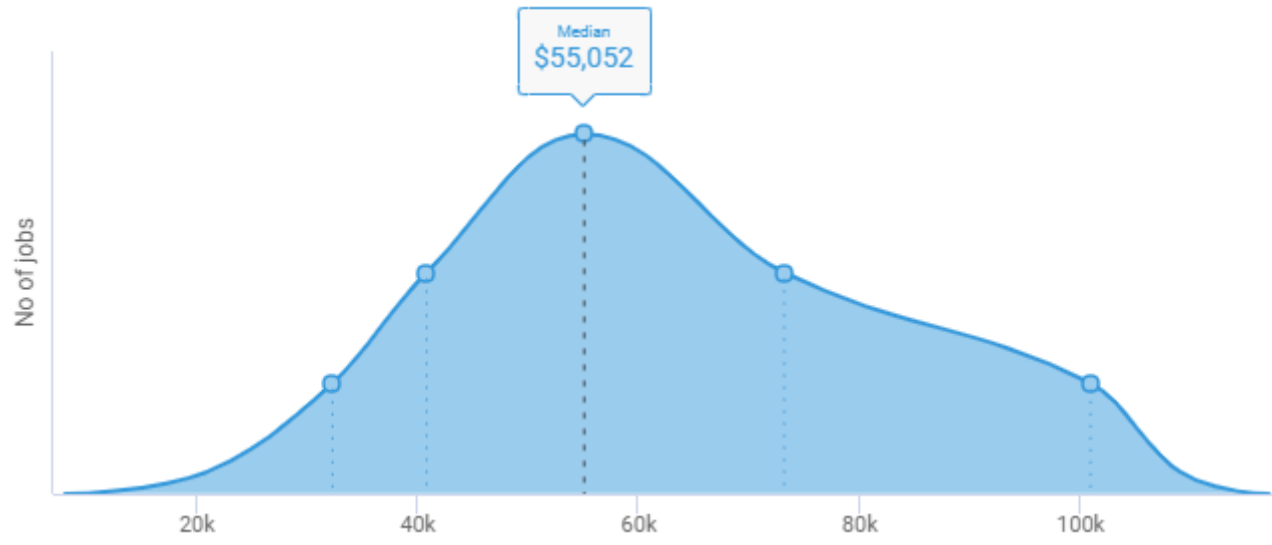
Job Qualifications - Years of Experience



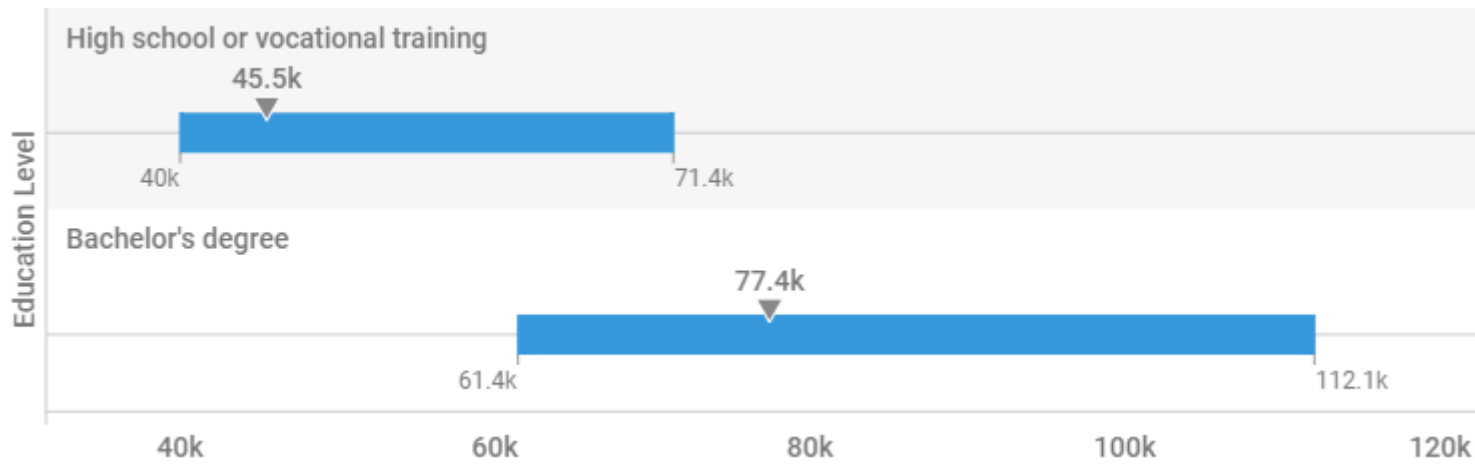
Job Qualifications - Education Level



Salary Overall

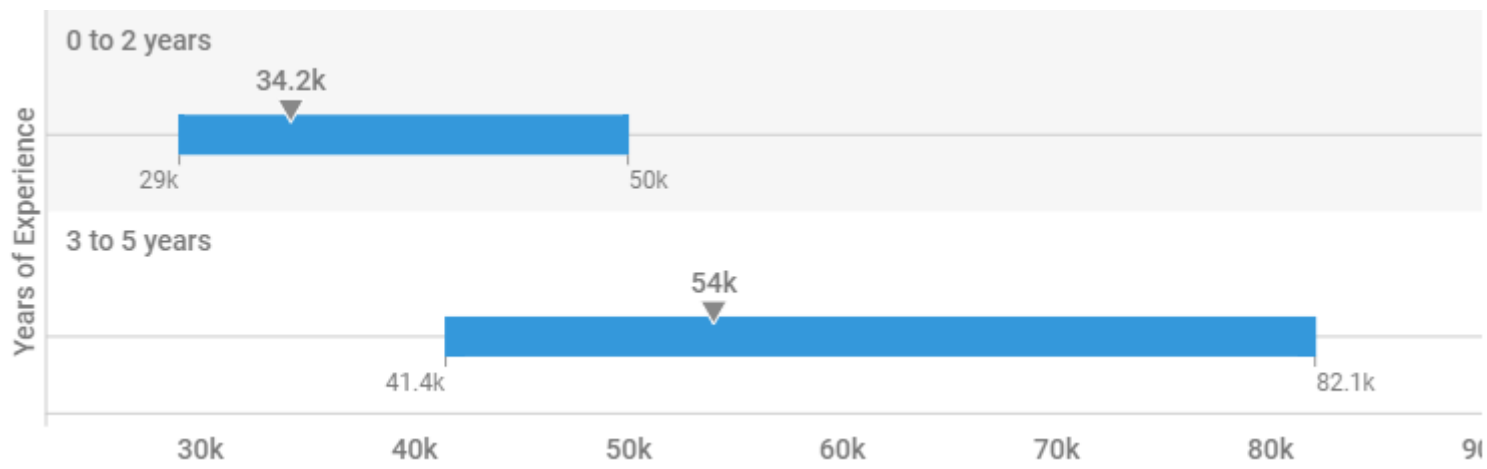


Salary By Education



Salary distribution is not shown for education levels with insufficient sample size

Salary By Experience



Salary distribution is not shown for experience levels with insufficient sample size

Top Requested Occupations

Building and General Maintenance Technician
Software QA Engineer / Tester
Avionics Technician
Quality Inspector
Aircraft / A & P Mechanic
Sales Supervisor
Software Developer / Engineer
Telecommunications Field Technician
Civil Engineering Technician
Non-Destructive Testing Specialist

Top Requested Skills - Specialized Skills

Repair
Test Equipment
Quality Assurance and Control
Technical Support
Avionics
Technical Orders
Product Testing
Wiring
Plumbing
Schematic Diagrams

Top Requested Skills - Baseline Skills

Troubleshooting
Communication Skills
Microsoft Office
Written Communication
Research
Multi-Tasking
Teamwork / Collaboration
Critical Thinking
English
Detail-Oriented

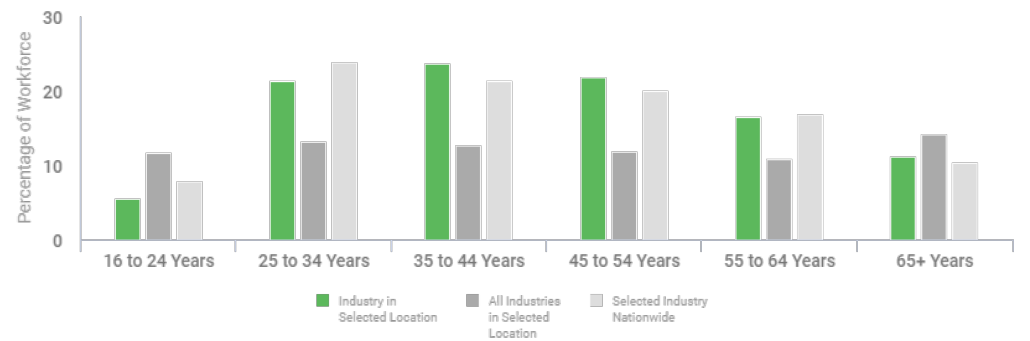
Age Breakdown

Median Age

This Industry in Selected Location
41 Years

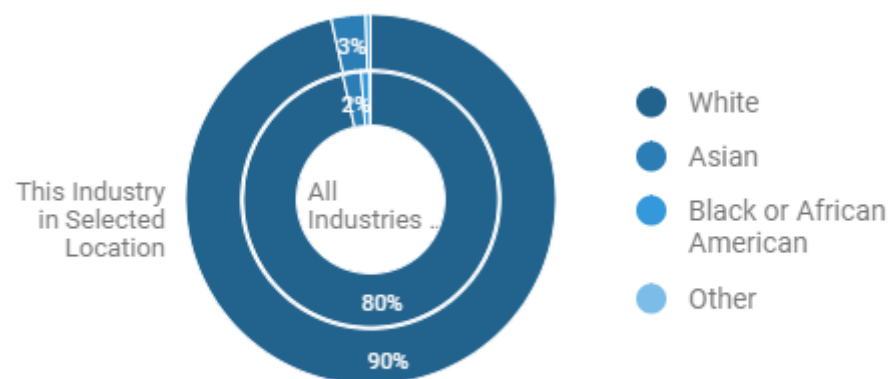
All Industries in Selected Location
38 Years

This Industry Nationwide
40 Years



Source: 2014 - 2018 American Community Survey 5-Year Estimates


Race Breakdown



Source: 2014 - 2018 American Community Survey 5-Year Estimates

Gender Breakdown

52.9%



47%

All Industries in Selected Location
48.5%





















All Industries in Selected Location
51.5%

Source: 2014 - 2018 American Community Survey 5-Year Estimates

Top Occupations in Demand

Specialized Occupation	Occupation	Occupation Family	Job Postings(#) Last 12 months	Job Postings(%) Last 12 months	Projected Growth (10 years)	Salary Range (25th-75th percentile)	Risk of Automation	Location Quotient
Building and General Maintenance Technician	Building and General Maintenance Technician	Maintenance, Repair, and Installation	17	22.1%	N/A	\$43 - 63k	Medium Risk	40.4
Software QA Engineer / Tester	Software QA Engineer / Tester	Information Technology	6	7.8%	+11.3%	\$40 - 64k	Low Risk	4.6
Avionics Technician	Avionics Technician	Maintenance, Repair, and Installation	5	6.5%	+15.3%	\$35 - 44k	Medium Risk	164.1
Quality Inspector	Quality Inspector / Technician	Manufacturing and Production	4	5.2%	+2.7%	\$31 - 47k	High Risk	57.9
Aircraft / A & P Mechanic	Aircraft / A & P Mechanic	Maintenance, Repair, and Installation	3	3.9%	+14.3%	\$31 - 42k	Medium Risk	134.3
Sales Supervisor	Sales Supervisor	Sales	3	3.9%	+14.5%	\$59 - 61k	Low Risk	15.5
Software Developer / Engineer	Software Developer / Engineer	Information Technology	3	3.9%	+30.2%	\$100 - 126k	Low Risk	1.5
Telecommunications Field Technician	Satellite / Broadband Technician	Maintenance, Repair, and Installation	3	3.9%	+7.4%	\$48 - 48k	Low Risk	82.1
Civil Engineering Technician	Civil Engineering Technician	Engineering	2	2.6%	+7.6%	\$31 - 38k	Medium Risk	98.5
Non-Destructive Testing Specialist	Non-Destructive Testing Specialist	Engineering	2	2.6%	+11.0%	\$71 - 79k	Low Risk	140.7

Top Skills in Demand

Skill	Skill Type	Job Postings Requesting Skill(s)(#)	Job Postings Requesting Skill(s)(%)	Projected Growth	Location Quotient
Repair	Specialized	35	46.7%	0.1% 	7.9 
Test Equipment	Specialized	16	21.3%	-1.3% 	35.3 
Quality Assurance and Control	Specialized	13	17.3%	13.2% 	1.8 
Technical Support	Specialized	11	14.7%	-6.6% 	1.6 
Avionics	Specialized	9	12.0%	2.8% 	26.7 
Technical Orders	Specialized	9	12.0%	-18.6% 	79.1 
Product Testing	Specialized	8	10.7%	20.0% 	63.5 
Wiring	Specialized	8	10.7%	2.9% 	14.5 
Plumbing	Specialized	7	9.3%	5.9% 	8.5 
Schematic Diagrams	Specialized	7	9.3%	-4.5% 	10.6 

Skills in Demand by Occupation

Occupation	Job Postings (#) (Last 12 Months)	Job Postings (%) (Last 12 Months)	
Building and General Maintenance Technician	17	20.5%	
Skill	Occupational Skill Category	Job Postings Requesting Skill(s) (#) (Last 12 Months)	Job Postings Requesting Skill(s) (%) (Last 12 Months)
Repair	Defining	12	70.6%
Technical Support	NA	7	41.2%
Computer Networking	NA	6	35.3%
Test Equipment	NA	5	29.4%
Budgeting	NA	4	23.5%
Facility Management	NA	4	23.5%
Fire Control	NA	4	23.5%
HVAC	Defining	4	23.5%
Local Government	NA	4	23.5%
Plumbing	Defining	4	23.5%
Staff Management	NA	4	23.5%
Telecommunications	NA	4	23.5%
Aircraft Maintenance	NA	3	17.6%
Avionics	NA	3	17.6%
Schematic Diagrams	NA	3	17.6%
Equipment Operation	NA	2	11.8%
Fuel Systems	NA	2	11.8%
Oil Testing and Analysis	NA	2	11.8%
Technical Inspections	NA	2	11.8%
Technical Orders	NA	2	11.8%
Wiring	NA	2	11.8%
Actuators	NA	1	5.9%
Contract Preparation	NA	1	5.9%
Electrical Systems	Distinguishing	1	5.9%
Engine Replacement	NA	1	5.9%
Hazardous Waste	NA	1	5.9%
Physics	NA	1	5.9%
Public Speaking	NA	1	5.9%
Quality Assurance and Control	NA	1	5.9%
System Maintenance	NA	1	5.9%
Tire Repairs	NA	1	5.9%
Training Records	NA	1	5.9%
Vehicle Maintenance	NA	1	5.9%
Wiring Diagrams	NA	1	5.9%
Software QA Engineer / Tester	8	9.6%	
Skill	Occupational Skill Category	Job Postings Requesting Skill(s) (#) (Last 12 Months)	Job Postings Requesting Skill(s) (%) (Last 12 Months)
Product Testing	NA	6	75%
Quality Assurance and Control	Defining	4	50%
Software Testing	Defining	2	25%
Consumer Research	NA	1	12.5%

Data Analysis	NA	1	12.5%
Data Taxonomy	NA	1	12.5%
MacIntosh OS	NA	1	12.5%
Metadata	NA	1	12.5%
Multimedia	NA	1	12.5%
Root Cause Analysis	NA	1	12.5%
Search Engine Optimization (SEO)	NA	1	12.5%
Target Market	NA	1	12.5%

Avionics Technician	5	6%
----------------------------	----------	-----------

Skill	Occupational Skill Category	Job Postings Requesting Skill(s) (#) (Last 12 Months)	Job Postings Requesting Skill(s) (%) (Last 12 Months)
Repair	Defining	5	100%
Avionics	Defining	3	60%
Test Equipment	Necessary	3	60%
Equipment Maintenance	NA	2	40%
Technical Training	NA	2	40%
Wiring Repair	NA	2	40%

Software Developer / Engineer	5	6%
--------------------------------------	----------	-----------

Skill	Occupational Skill Category	Job Postings Requesting Skill(s) (#) (Last 12 Months)	Job Postings Requesting Skill(s) (%) (Last 12 Months)
Test Equipment	NA	3	60%
Hand Tools	NA	2	40%
Repair	NA	2	40%
Software Development	Defining	2	40%
Technical Orders	NA	2	40%
Web Development	NA	2	40%
.NET	Necessary	1	20%
ASP.NET	Necessary	1	20%
ASP.NET MVC	NA	1	20%
Active Server Pages (ASP)	Necessary	1	20%
Agile Development	Defining	1	20%
Apigee	NA	1	20%
Avionics	NA	1	20%
CSS	NA	1	20%
Cognos Impromptu	NA	1	20%
Content Development	NA	1	20%
Cross-browser	NA	1	20%
DevOps	Defining	1	20%
E-Commerce	NA	1	20%
Extensible Markup Language (XML)	Necessary	1	20%
Flight Control Systems	NA	1	20%
HTML5	NA	1	20%
Java	Defining	1	20%
JavaScript	Defining	1	20%
JavaScript Object Notation (JSON)	Distinguishing	1	20%
Kubernetes	NA	1	20%
Multimedia	NA	1	20%

New Relic	NA	1	20%
Object-Oriented Analysis and Design (OOAD)	Defining	1	20%
Onboarding	NA	1	20%
SQL	Defining	1	20%
SQL Server	Necessary	1	20%
Software Engineering	Defining	1	20%
Software as a Service (SaaS)	NA	1	20%
Splunk	NA	1	20%
Stakeholder Management	NA	1	20%
Technical Support	NA	1	20%
Telerik Mobile App Development Platform	NA	1	20%
Web Application Development	Necessary	1	20%
Web Programming	NA	1	20%
Web UI Design	NA	1	20%
Windows Server	NA	1	20%
jQuery	Defining	1	20%

Quality Inspector / Technician	4	4.8%
---------------------------------------	----------	-------------

Skill	Occupational Skill Category	Job Postings Requesting Skill(s) (#) (Last 12 Months)	Job Postings Requesting Skill(s) (%) (Last 12 Months)
Quality Assurance and Control	Defining	4	100%
Consumer Research	NA	2	50%
Data Analysis	NA	2	50%
Data Taxonomy	NA	2	50%
MacIntosh OS	NA	2	50%
Metadata	NA	2	50%
Multimedia	NA	2	50%
Software Testing	NA	2	50%
Target Market	NA	2	50%
Configuration Management	NA	1	25%
Data Collection	NA	1	25%
Information Systems	NA	1	25%
Materials Processing	NA	1	25%
Quality Management	Defining	1	25%
Scheduling	Necessary	1	25%
Technical Orders	NA	1	25%

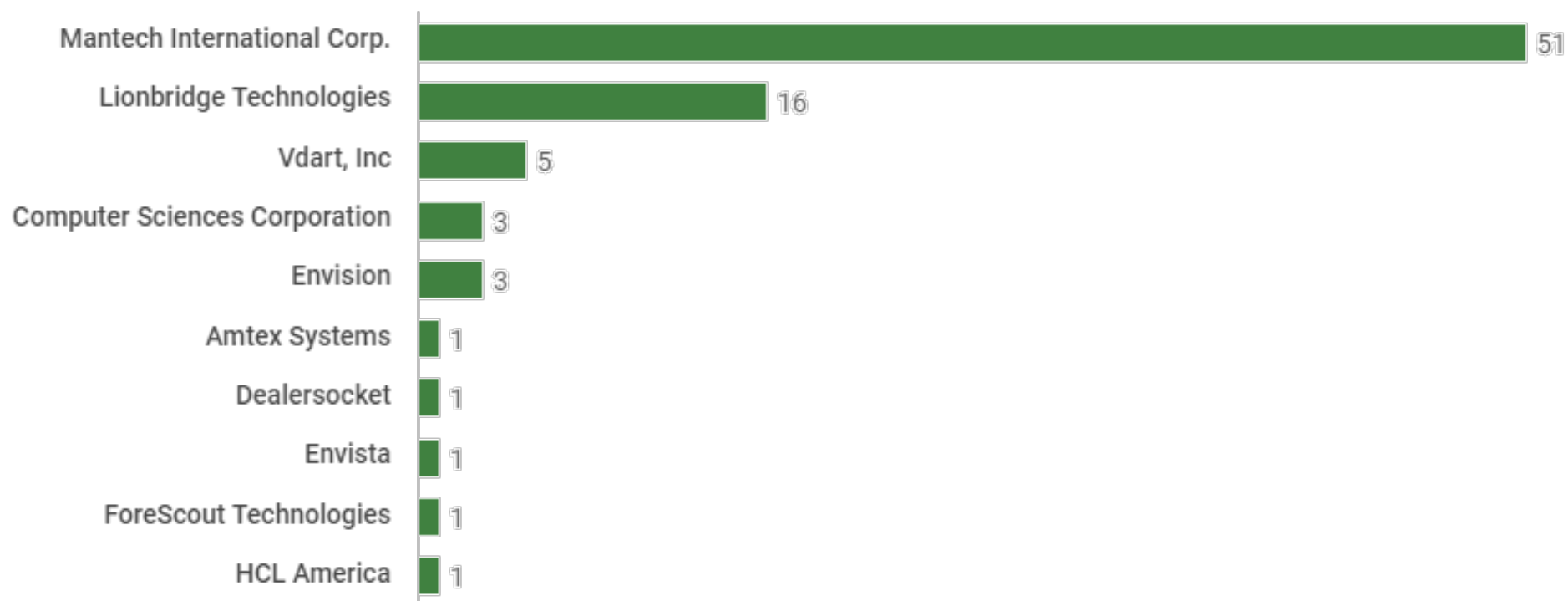
Aircraft / A & P Mechanic	3	3.6%
--------------------------------------	----------	-------------

Skill	Occupational Skill Category	Job Postings Requesting Skill(s) (#) (Last 12 Months)	Job Postings Requesting Skill(s) (%) (Last 12 Months)
Chemistry	NA	2	66.7%
Metal Forming	NA	2	66.7%
Physics	NA	2	66.7%
Repair	Defining	2	66.7%
Sheet Metal Fabrication	NA	2	66.7%
Calibration	NA	1	33.3%
Engine Maintenance	NA	1	33.3%
Technical Orders	Defining	1	33.3%

Test Equipment	Defining	1	33.3%
Sales Supervisor		3	3.6%
Skill	Occupational Skill Category	Job Postings Requesting Skill(s) (#) (Last 12 Months)	Job Postings Requesting Skill(s) (%) (Last 12 Months)
Marketing Sales	NA	3	100%
Merchandising	Necessary	3	100%
Negotiation Skills	Distinguishing	3	100%
Retail Industry Knowledge	Defining	3	100%
Retail Store Management	NA	3	100%
Sales	Defining	3	100%
Sales Management	Defining	3	100%
Store Management	Defining	3	100%
Satellite / Broadband Technician		3	3.6%
Skill	Occupational Skill Category	Job Postings Requesting Skill(s) (#) (Last 12 Months)	Job Postings Requesting Skill(s) (%) (Last 12 Months)
Electromechanical Systems	NA	3	100%
Machinery	NA	3	100%
Plumbing	NA	3	100%
Repair	Defining	3	100%
Routers	Necessary	3	100%
System Design	NA	3	100%
System/Network Configuration	NA	3	100%
Wiring	Defining	3	100%
Business Intelligence Analyst		2	2.4%
Skill	Occupational Skill Category	Job Postings Requesting Skill(s) (#) (Last 12 Months)	Job Postings Requesting Skill(s) (%) (Last 12 Months)
Advanced Business Application Programming (ABAP)	Distinguishing	1	50%
Business Process	Necessary	1	50%
Change Management	NA	1	50%
Conceptual Data Models	NA	1	50%
Customer Service	Necessary	1	50%
Debugging	NA	1	50%
OpenText	NA	1	50%
Project Management	Defining	1	50%
Relational Databases	NA	1	50%
SAP	Defining	1	50%
SAP S/4 Hana Security	NA	1	50%
SAP S/4 Hana, Fiori & UI5 Security	NA	1	50%
SAP S/4HANA	NA	1	50%
SQL	Defining	1	50%
System Documentation	NA	1	50%
Systems Development	NA	1	50%
Systems Integration	NA	1	50%
Vendor Relations	NA	1	50%
Civil Engineering Technician		2	2.4%

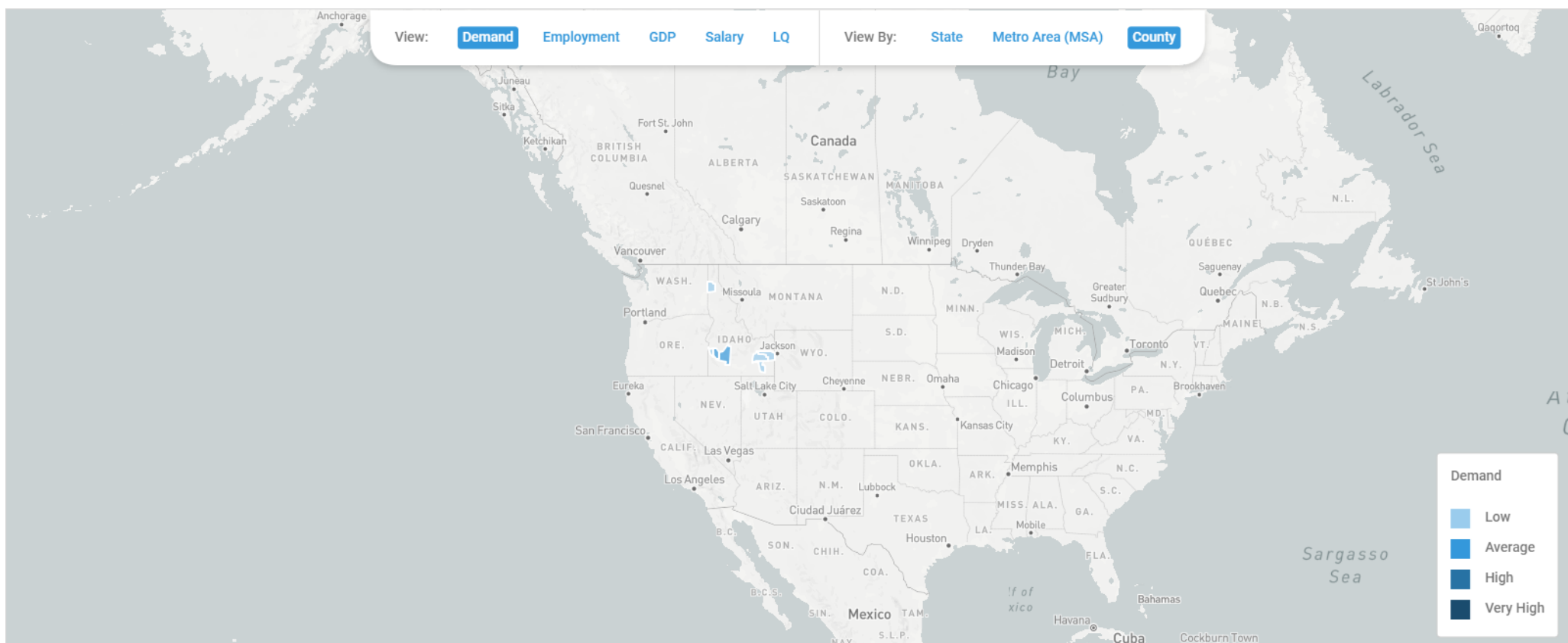
Skill	Occupational Skill Category	Job Postings Requesting Skill(s) (#) (Last 12 Months)	Job Postings Requesting Skill(s) (%) (Last 12 Months)
Repair	Necessary	2	100%
Sealants	NA	2	100%








Top Employers



Job Postings

Top Locations



County	Job Postings (Last 12 Months)	Employment (Last 12 Months)	GDP	Median Salary (in Thousands)	Location Quotient
Ada, ID	82	NA	\$2B	\$55k	0.8 
Elmore, ID	5	NA	\$11.7M	\$46k	1.5 
Kootenai, ID	3	NA	\$280.4M	\$82k	0.1 
Bannock, ID	1	NA	\$99.8M	\$59k	0.1 
Bingham, ID	1	NA	N/A	\$52k	0.1 
Bonneville, ID	1	NA	\$229.6M	\$93k	0.0 
Canyon, ID	1	NA	\$170.6M	\$61k	0.0 

Source: Bureau of Labor Statistics, Bureau of Economic Analysis