

Certification Analysis

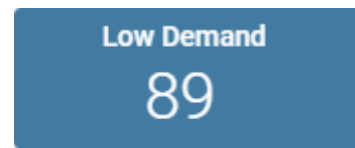
Active Selections

ID, Water Treatment

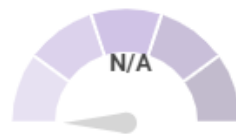
Certification Metrics

Job Postings

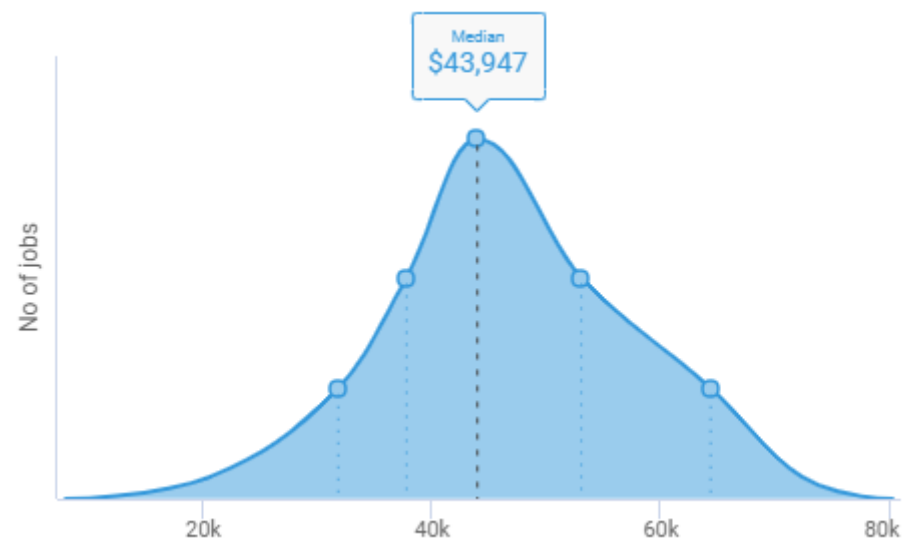
Last 12 Months



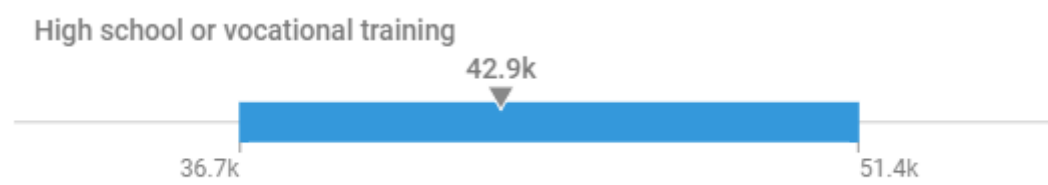
Location Quotient



Salary Overall

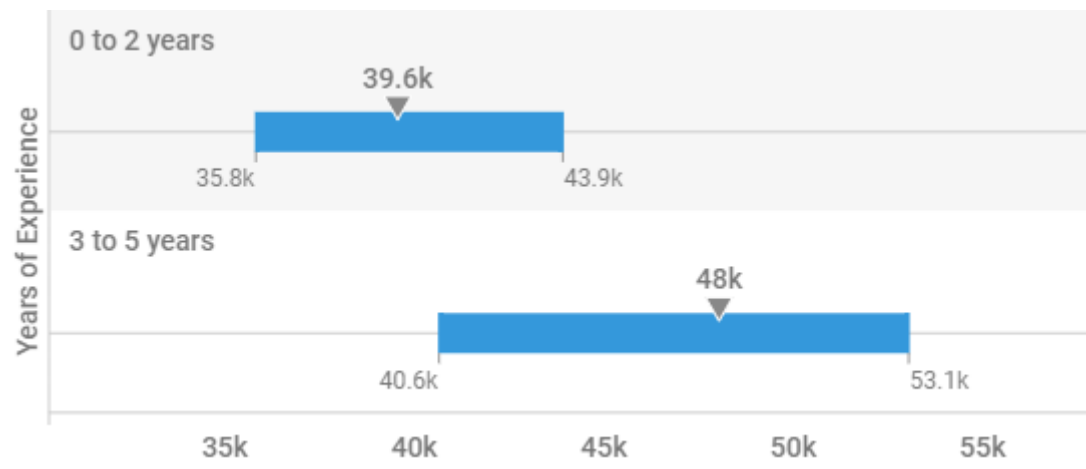


Salary By Education



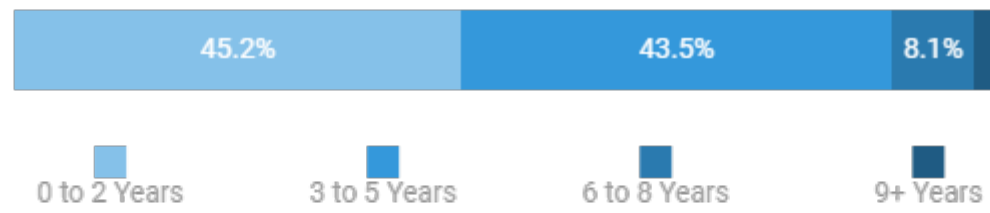
Salary distribution is not shown for education levels with insufficient sample size

Salary By Experience

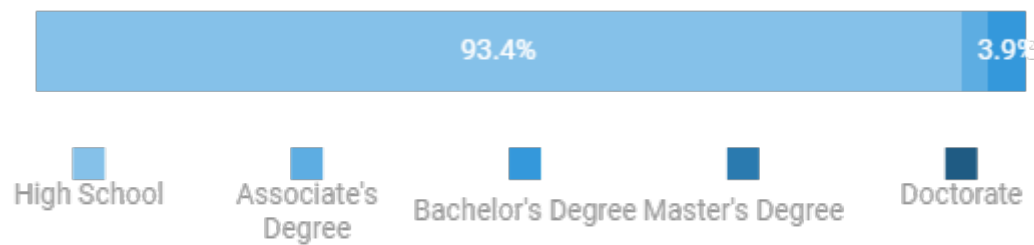


Salary distribution is not shown for experience levels with insufficient sample size

Years of Experience



Education Level

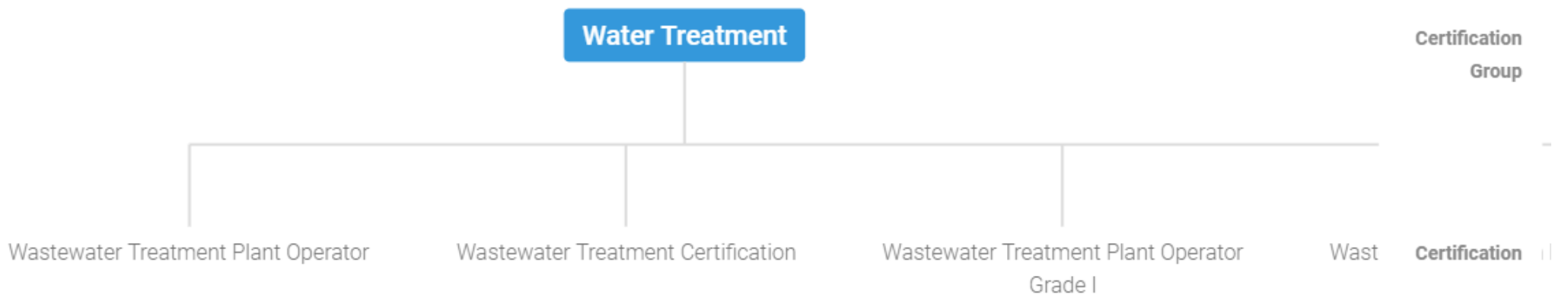


Top Occupations Requesting Certification(s)

| Occupation | Associated Education Level |
|---|----------------------------|
| Water Treatment Specialist / Waste Water Operator | High school or vocational |
| Production Worker | High school or vocational |
| Quality Control Analyst | High school or vocational |
| Building and General Maintenance Technician | High school or vocational |
| Facilities Manager | High school or vocational |
| Construction Helper / Worker | High school or vocational |
| Operations Manager / Supervisor | High school or vocational |
| Industrial Mechanic | High school or vocational |
| Repair / Service Technician | High school or vocational |
| Maintenance / Service Supervisor | High school or vocational |

Certification Taxonomy

The Water Treatment certification group which comprises 6 certifications.



Top Occupations

| Occupation | Total Job Postings (Last 12 Months) | Job Postings Requesting Certification(s)(#) | Job Postings Requesting Certification(s)(%) | Occupation Projected Growth (10 Years) | Associated Education Level |
|---|-------------------------------------|---|---|--|------------------------------------|
| Water Treatment Specialist / Waste Water Operator | 74 | 35 | 47.3% | -0.9% | High school or vocational training |
| Production Worker | 1,980 | 6 | 0.3% | 12.3% | High school or vocational training |
| Quality Control Analyst | 266 | 5 | 1.9% | 9.9% | High school or vocational training |
| Building and General Maintenance Technician | 1,720 | 4 | 0.2% | 17% | High school or vocational training |
| Facilities Manager | 156 | 4 | 2.6% | 15.8% | High school or vocational training |
| Construction Helper / Worker | 1,125 | 3 | 0.3% | 18.5% | High school or vocational training |
| Operations Manager / Supervisor | 687 | 3 | 0.4% | 15.5% | High school or vocational training |
| Industrial Mechanic | 241 | 3 | 1.2% | 23.2% | High school or vocational training |
| Repair / Service Technician | 810 | 2 | 0.2% | 12% | High school or vocational training |
| Maintenance / Service Supervisor | 537 | 2 | 0.4% | 13.6% | High school or vocational training |

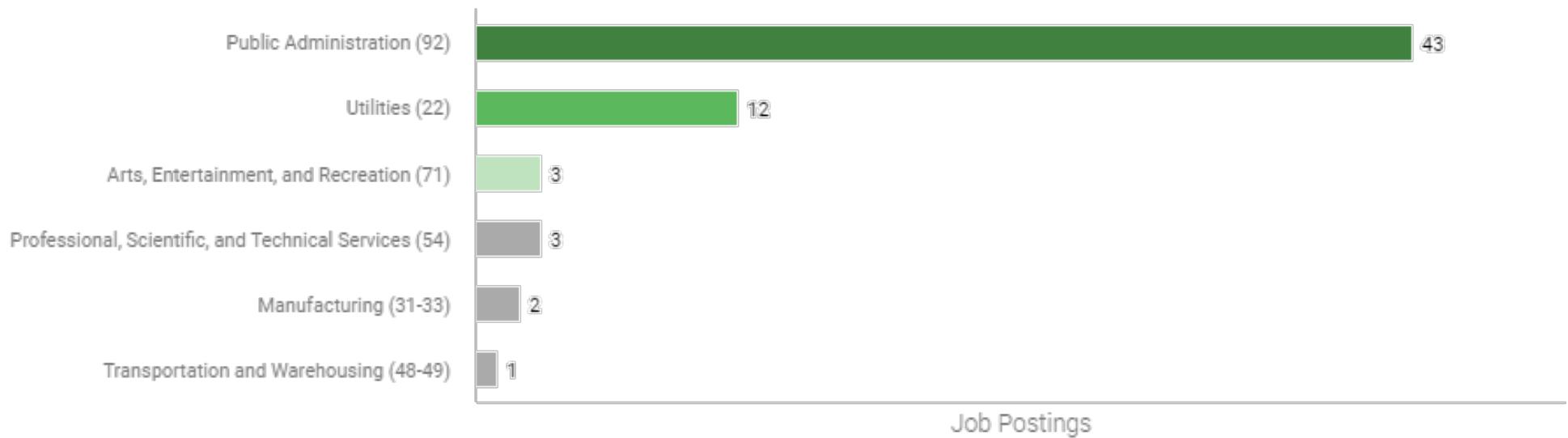
Top Co-occurring Skills

| | Skill | Job Postings |
|----|---------------------------------------|--------------|
| 1 | Repair | 57 |
| 2 | Wastewater Treatment | 46 |
| 3 | Water Distribution | 36 |
| 4 | Predictive / Preventative Maintenance | 28 |
| 5 | Forklift Operation | 27 |
| 6 | Machinery | 26 |
| 7 | SCADA | 26 |
| 8 | Asset Management Industry Knowledge | 25 |
| 9 | Backhoes | 25 |
| 10 | Cardiopulmonary Resuscitation (CPR) | 25 |

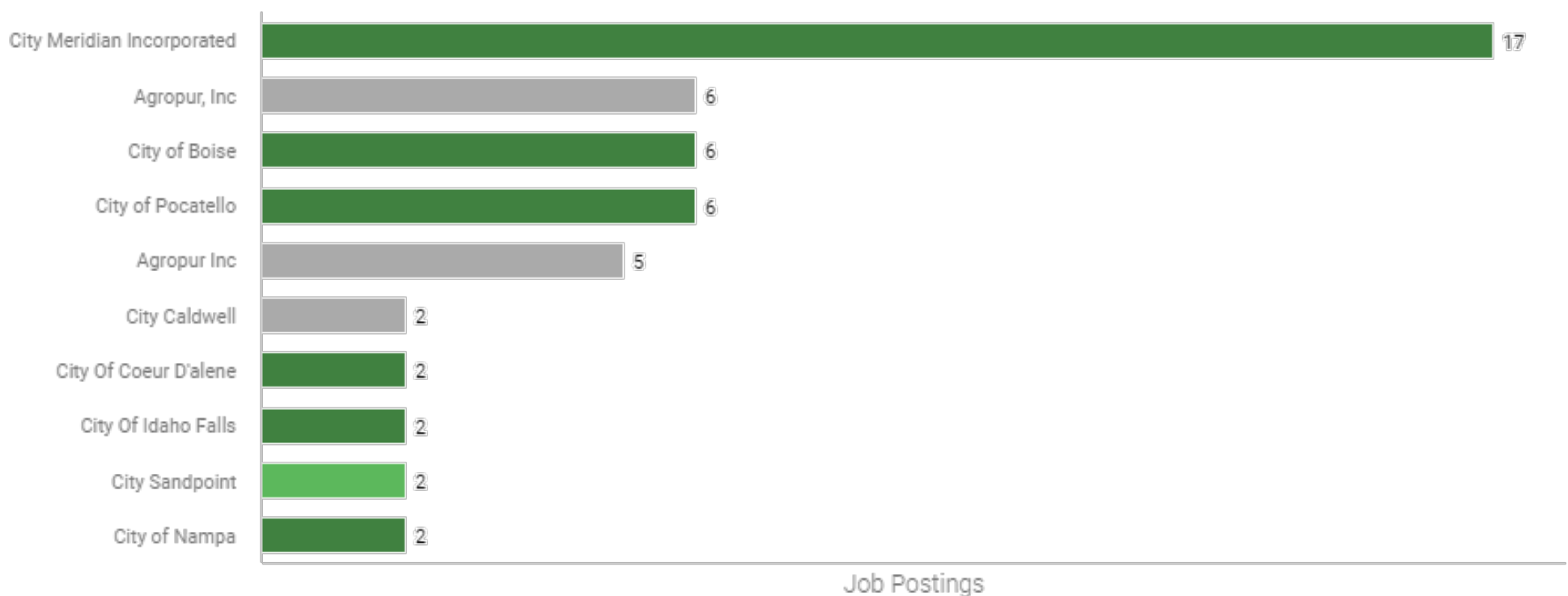
Currently displaying: Specialized

Top Industries

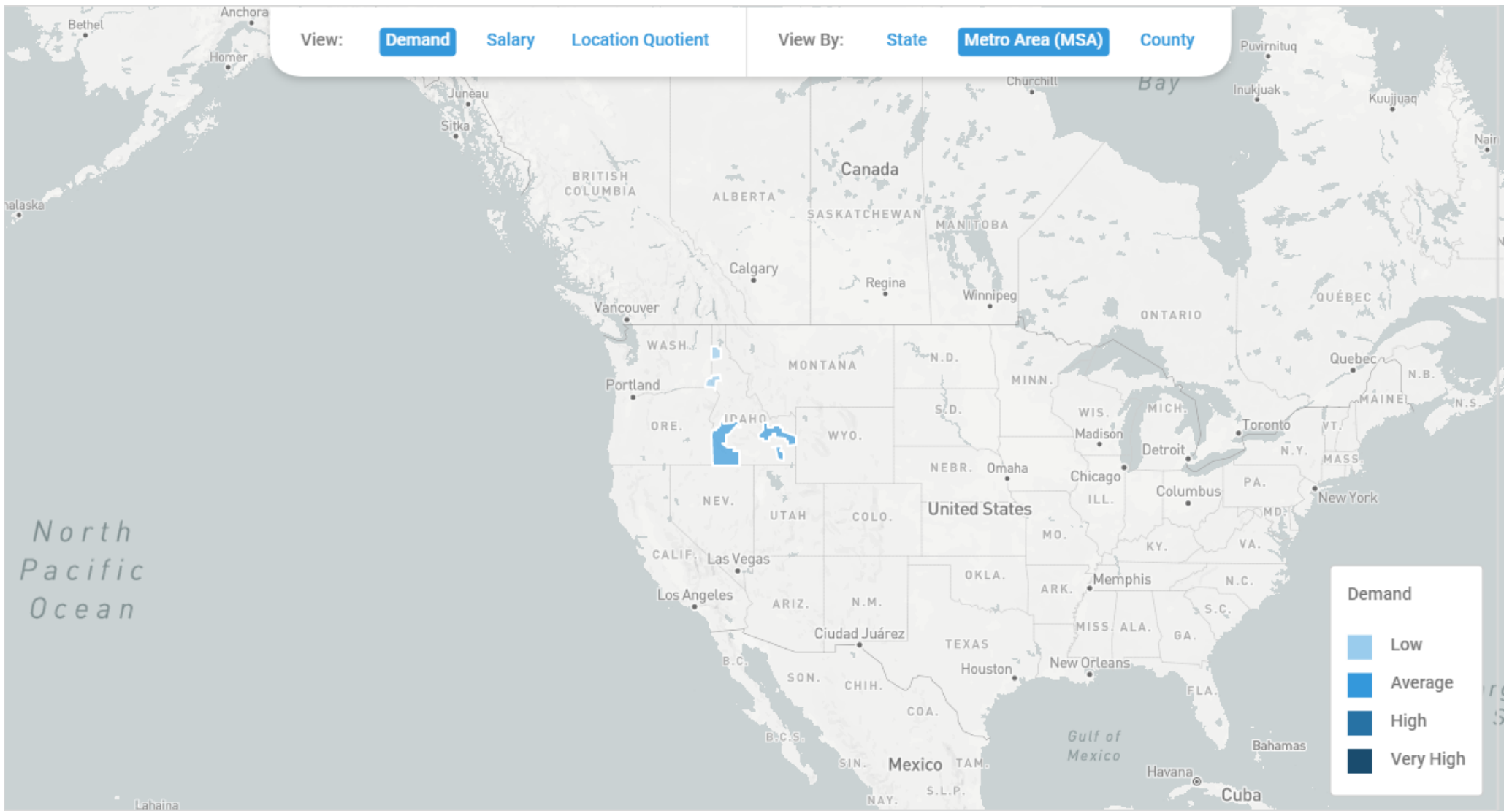
Currently displaying: 2digit



Top Employers



Top Locations



| Metro Area (MSA) | Job Postings (Last 12 Months) | Median Salary | Location Quotient |
|-------------------|-------------------------------|---------------|-------------------|
| Boise City, ID | 40 | \$41k | N/A |
| Pocatello, ID | 8 | \$35k | N/A |
| Idaho Falls, ID | 7 | \$52k | N/A |
| Coeur d'Alene, ID | 3 | \$55k | N/A |
| Lewiston, ID-WA | 1 | \$61k | N/A |