

Industry Analysis

Active Selections

ID, Aerospace Product and Parts Manufacturing (3364), Engine, Turbine, and Power Transmission Equipment Manufacturing (3336)

Key Metrics

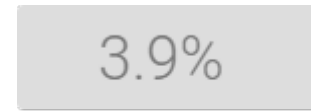
Job Postings

Last 12 Months



Unemployment Rate

Oct 2020



Projected Growth

10 Years

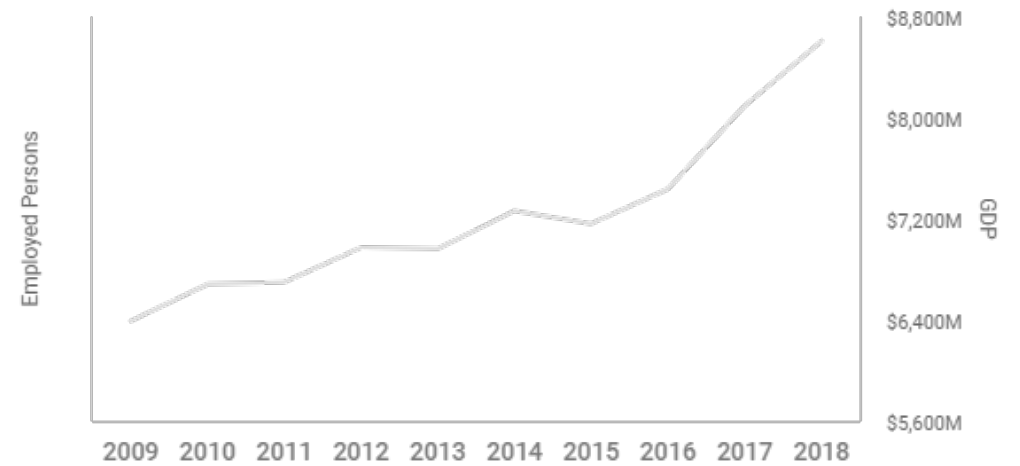
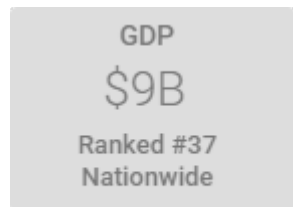


Location Quotient



Economic Impact

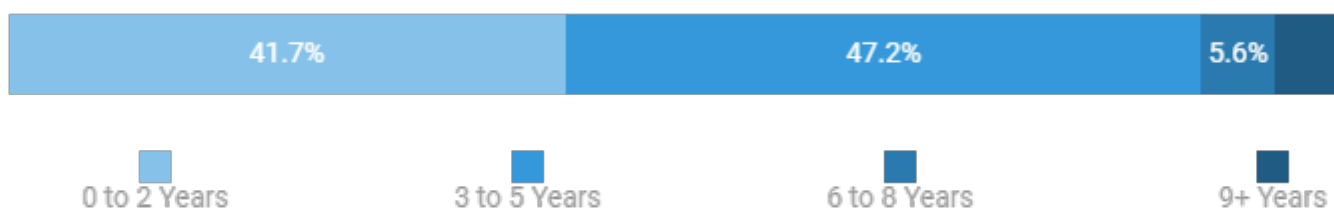
Dec 2019



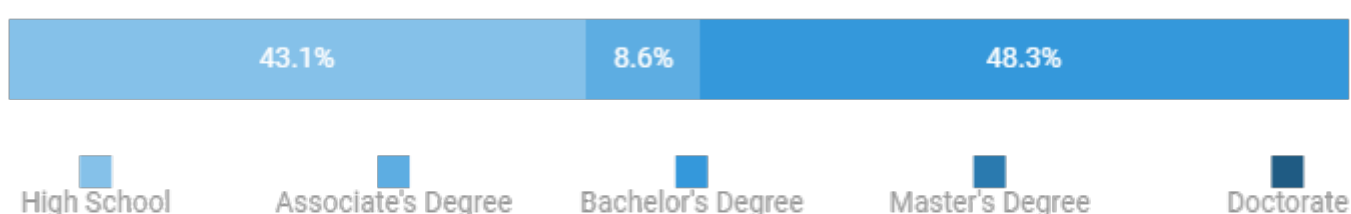
Note: GDP and Employment figures not available for all industries in all years

Source: Bureau of Labor Statistics, Bureau of Economic Analysis

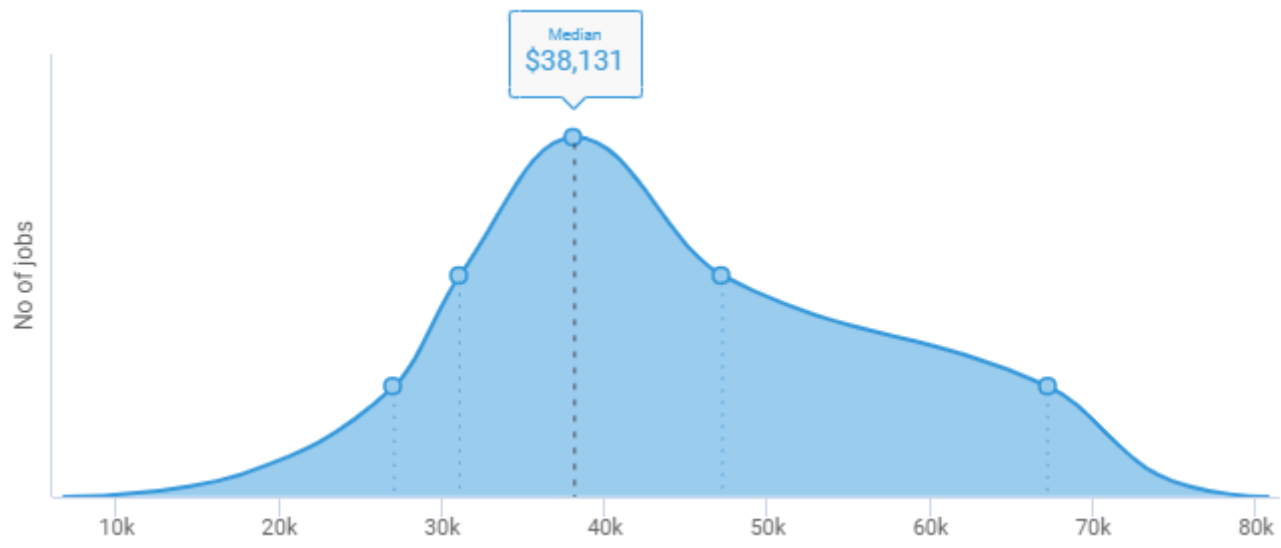
Job Qualifications - Years of Experience



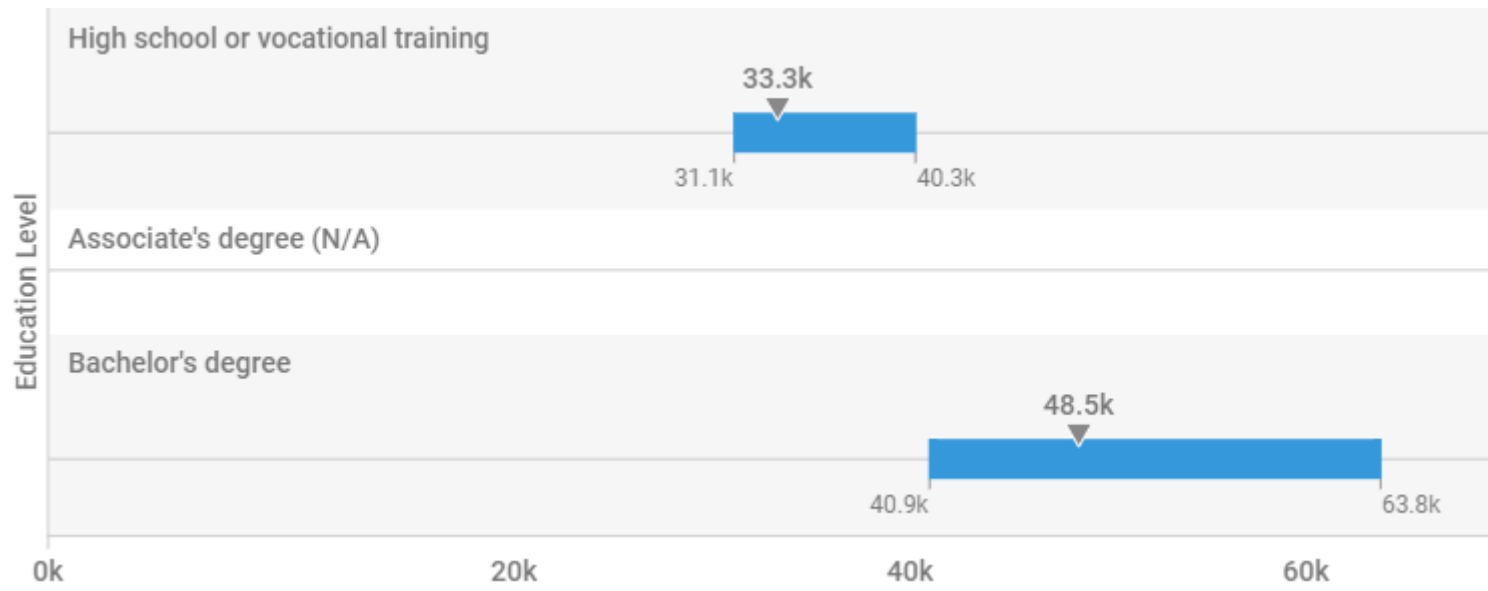
Job Qualifications - Education Level



Salary Overall

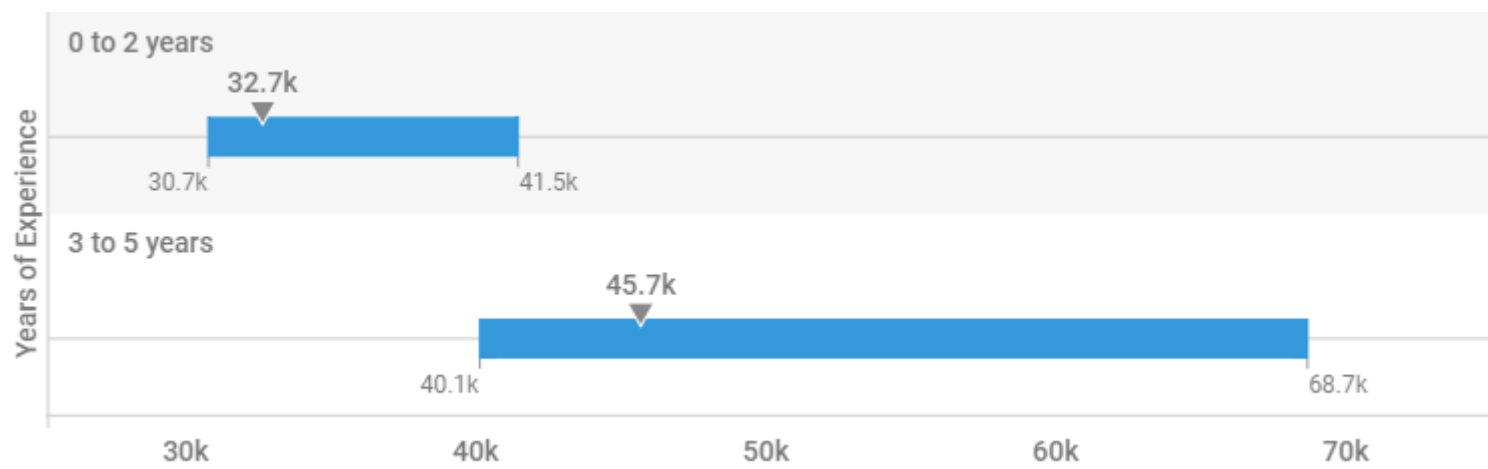


Salary By Education



Salary distribution is not shown for education levels with insufficient sample size

Salary By Experience



Salary distribution is not shown for experience levels with insufficient sample size

Top Requested Occupations

Route Sales Delivery Driver
Healthcare Customer Service Representative
Healthcare Administrator
Office Technician / Typist
Production Worker
Wind Turbine Technician
Painter
Sales Supervisor
Validation Engineer
Aircraft / A & P Mechanic

Top Requested Skills - Specialized Skills

Calculation
Basic Mathematics
Data Entry
Customer Service
Repair
Customer Billing
Lifting Ability
Scheduling
Manual Dexterity
Sorting

Top Requested Skills - Baseline Skills

Physical Abilities
Problem Solving
Writing
Troubleshooting
Organizational Skills
Detail-Oriented
Communication Skills
Teamwork / Collaboration
Research
English

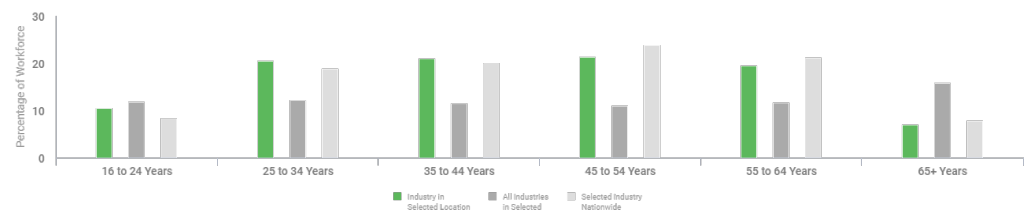
Age Breakdown

Median Age

These Industries in Selected Location
41 Years

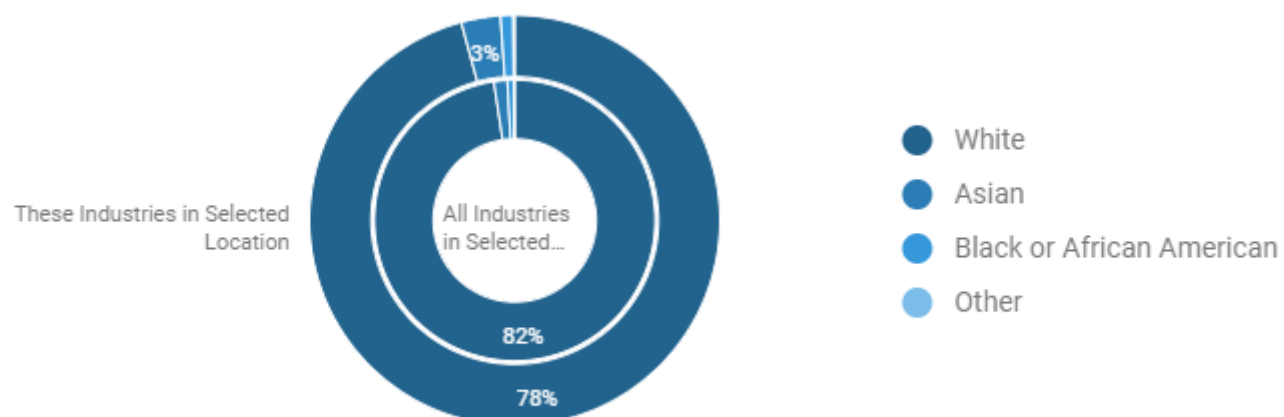
All Industries in Selected Location
38 Years

These Industries Nationwide
43 Years



Source: 2014 - 2018 American Community Survey 5-Year Estimates


Race Breakdown



Source: 2014 - 2018 American Community Survey 5-Year Estimates

Gender Breakdown

69.4%



30.6%

All Industries in Selected Location
48.4%





















All Industries in Selected Location
51.6%

Source: 2014 - 2018 American Community Survey 5-Year Estimates

Top Occupations in Demand

Specialized Occupation	Occupation	Occupation Family	Job Postings(#) Last 12 months	Job Postings(%) Last 12 months	Projected Growth (10 years)	Salary Range (25th-75th percentile)	Risk of Automation	Location Quotient
Route Sales Delivery Driver	Sales Delivery Driver	Transportation	10	8.8%	+7.9%	\$37 - 40k	High Risk	104.8
Healthcare Customer Service Representative	Customer Service Representative	Customer and Client Support	8	7.0%	+13.2%	\$23 - 31k	Medium Risk	209.6
Healthcare Administrator	Healthcare Administrator	Health Care including Nursing	5	4.4%	+25.8%	\$43 - 55k	Low Risk	47.6
Office Technician / Typist	Office Technician / Typist	Clerical and Administrative	5	4.4%	-38.2%	\$33 - 38k	Medium Risk	131
Production Worker	Production Worker	Manufacturing and Production	5	4.4%	+12.3%	\$30 - 33k	High Risk	0.7
Wind Turbine Technician	Wind Turbine Technician	Maintenance, Repair, and Installation	5	4.4%	N/A	\$32 - 45k	Medium Risk	3.9
Painter	Painter	Construction, Extraction, and Architecture	4	3.5%	+16.8%	\$30 - 32k	Medium Risk	8.6
Sales Supervisor	Sales Supervisor	Sales	4	3.5%	+14.5%	\$39 - 41k	Low Risk	34.9
Validation Engineer	Validation Engineer	Engineering	4	3.5%	+7.9%	\$52 - 65k	Low Risk	13.1
Aircraft / A & P Mechanic	Aircraft / A & P Mechanic	Maintenance, Repair, and Installation	3	2.6%	+14.3%	\$41 - 44k	Medium Risk	0.4

Top Skills in Demand

Skill	Skill Type	Job Postings Requesting Skill(s)(#)	Job Postings Requesting Skill(s)(%)	Projected Growth	Location Quotient
Calculation	Specialized	29	23.0%	29.0% 	2.6 
Basic Mathematics	Specialized	27	21.4%	-4.0% 	4.8 
Data Entry	Specialized	26	20.6%	0.2% 	1.9 
Customer Service	Specialized	24	19.0%	-0.7% 	0.6 
Repair	Specialized	23	18.3%	0.1% 	0.3 
Customer Billing	Specialized	20	15.9%	-7.8% 	5.2 
Lifting Ability	Specialized	20	15.9%	4.8% 	1.6 
Scheduling	Specialized	20	15.9%	0.7% 	0.2 
Manual Dexterity	Specialized	19	15.1%	7.2% 	5.1 
Sorting	Specialized	18	14.3%	0.8% 	17.3 

Skills in Demand by Occupation

Occupation	Job Postings (#) (Last 12 Months)	Job Postings (%) (Last 12 Months)	
Customer Service Representative	12	10.6%	
Skill	Occupational Skill Category	Job Postings Requesting Skill(s) (#) (Last 12 Months)	Job Postings Requesting Skill(s) (%) (Last 12 Months)
Customer Service	Defining	12	100%
Product Sales	Necessary	10	83.3%
Data Entry	Necessary	9	75%
Knowledge of Medical Products	NA	7	58.3%
Order and Invoice Processing	NA	7	58.3%
Patient/Family Education and Instruction	NA	7	58.3%
Respiratory Therapy	NA	7	58.3%
Client Needs Assessment	NA	5	41.7%
Customer Billing	Necessary	5	41.7%
Billing Inquiries	NA	3	25%
Home Health	NA	2	16.7%
Patient Referral	NA	2	16.7%
Welding	NA	2	16.7%
Account Adjustment	NA	1	8.3%
Basic Mathematics	NA	1	8.3%
Calculation	NA	1	8.3%
Customer Complaint Resolution	NA	1	8.3%
Customer Contact	Defining	1	8.3%
Manual Dexterity	NA	1	8.3%
Repair	NA	1	8.3%
Sorting	NA	1	8.3%
Sales Delivery Driver	10	8.8%	
Skill	Occupational Skill Category	Job Postings Requesting Skill(s) (#) (Last 12 Months)	Job Postings Requesting Skill(s) (%) (Last 12 Months)
FDA Regulations	NA	10	100%
HIPAA Regulations	NA	10	100%
Health Insurance Portability and Accountability Act (HIPAA)	NA	10	100%
Home Care	NA	10	100%
Lifting Ability	Necessary	10	100%
Customer Service	Necessary	5	50%
Data Entry	NA	4	40%
Basic Mathematics	Necessary	3	30%
Calculation	NA	3	30%
HAZMAT	Distinguishing	2	20%
Validation Engineer	7	6.2%	
Skill	Occupational Skill Category	Job Postings Requesting Skill(s) (#) (Last 12 Months)	Job Postings Requesting Skill(s) (%) (Last 12 Months)
Basic Mathematics	NA	7	100%
Calculation	NA	7	100%
Manual Dexterity	NA	7	100%

Sorting	NA	7	100%
Health Information Management (HIM)	NA	4	57.1%
Medical Software	NA	4	57.1%
Scheduling	NA	4	57.1%
Customer Billing	NA	3	42.9%
Medical Billing	NA	3	42.9%
Medical Coding	NA	3	42.9%

Healthcare Administrator	5	4.4%
---------------------------------	----------	-------------

Skill	Occupational Skill Category	Job Postings Requesting Skill(s) (#) (Last 12 Months)	Job Postings Requesting Skill(s) (%) (Last 12 Months)
Data Entry	NA	5	100%
Customer Billing	Necessary	4	80%
Health Information Management (HIM)	NA	4	80%
Medical Coding	NA	4	80%
Basic Mathematics	NA	3	60%
Calculation	NA	3	60%
ICD-10	NA	3	60%
ICD-9-CM Coding	NA	3	60%
Root Cause Analysis	NA	3	60%
Medical Terminology	NA	2	40%
Business Process	NA	1	20%
Claims Knowledge	NA	1	20%
Mailing	NA	1	20%
Medical Billing	NA	1	20%
Medical Records Filing	NA	1	20%
Microsoft Sharepoint	NA	1	20%
Process Improvement	NA	1	20%

Office Technician / Typist	5	4.4%
-----------------------------------	----------	-------------

Skill	Occupational Skill Category	Job Postings Requesting Skill(s) (#) (Last 12 Months)	Job Postings Requesting Skill(s) (%) (Last 12 Months)
Basic Mathematics	NA	5	100%
Calculation	NA	5	100%
Manual Dexterity	NA	5	100%
Sorting	NA	5	100%

Production Worker	5	4.4%
--------------------------	----------	-------------

Skill	Occupational Skill Category	Job Postings Requesting Skill(s) (#) (Last 12 Months)	Job Postings Requesting Skill(s) (%) (Last 12 Months)
Hand Tools	Defining	5	100%

Software Developer / Engineer	5	4.4%
--------------------------------------	----------	-------------

Skill	Occupational Skill Category	Job Postings Requesting Skill(s) (#) (Last 12 Months)	Job Postings Requesting Skill(s) (%) (Last 12 Months)
Configuration Management	NA	4	80%
Software Maintenance	NA	3	60%
Technical Support	NA	3	60%
Software Engineering	Defining	2	40%
.NET	Necessary	1	20%

ASP.NET	Necessary	1	20%
Active Server Pages (ASP)	Necessary	1	20%
Avionics	NA	1	20%
C++	Necessary	1	20%
Database Management	NA	1	20%
Debugging	Necessary	1	20%
Git	Defining	1	20%
Linux	Necessary	1	20%
Microprocessors	NA	1	20%
Microsoft C#	Necessary	1	20%
Mobile Development	NA	1	20%
Project Planning and Development Skills	NA	1	20%
Software Development	Defining	1	20%
Software Testing	NA	1	20%
Solaris	NA	1	20%
Web Application Development	Necessary	1	20%

Wind Turbine Technician	5	4.4%
--------------------------------	----------	-------------

Skill	Occupational Skill Category	Job Postings Requesting Skill(s) (#) (Last 12 Months)	Job Postings Requesting Skill(s) (%) (Last 12 Months)
Power Tools	Necessary	5	100%
Schematic Diagrams	Defining	5	100%
Wind Turbines	Defining	5	100%
Repair	Defining	4	80%
Pressure Gauges	Distinguishing	3	60%
Data Collection	NA	2	40%
Machinery	NA	2	40%
Procedure Development	NA	2	40%
Scheduling	Necessary	2	40%
Calibration	NA	1	20%
Data Entry	Necessary	1	20%
Hand Tools	Necessary	1	20%
Maintenance Scheduling	Necessary	1	20%
SAP	Necessary	1	20%
Staff Management	Necessary	1	20%
Wind Power	Defining	1	20%

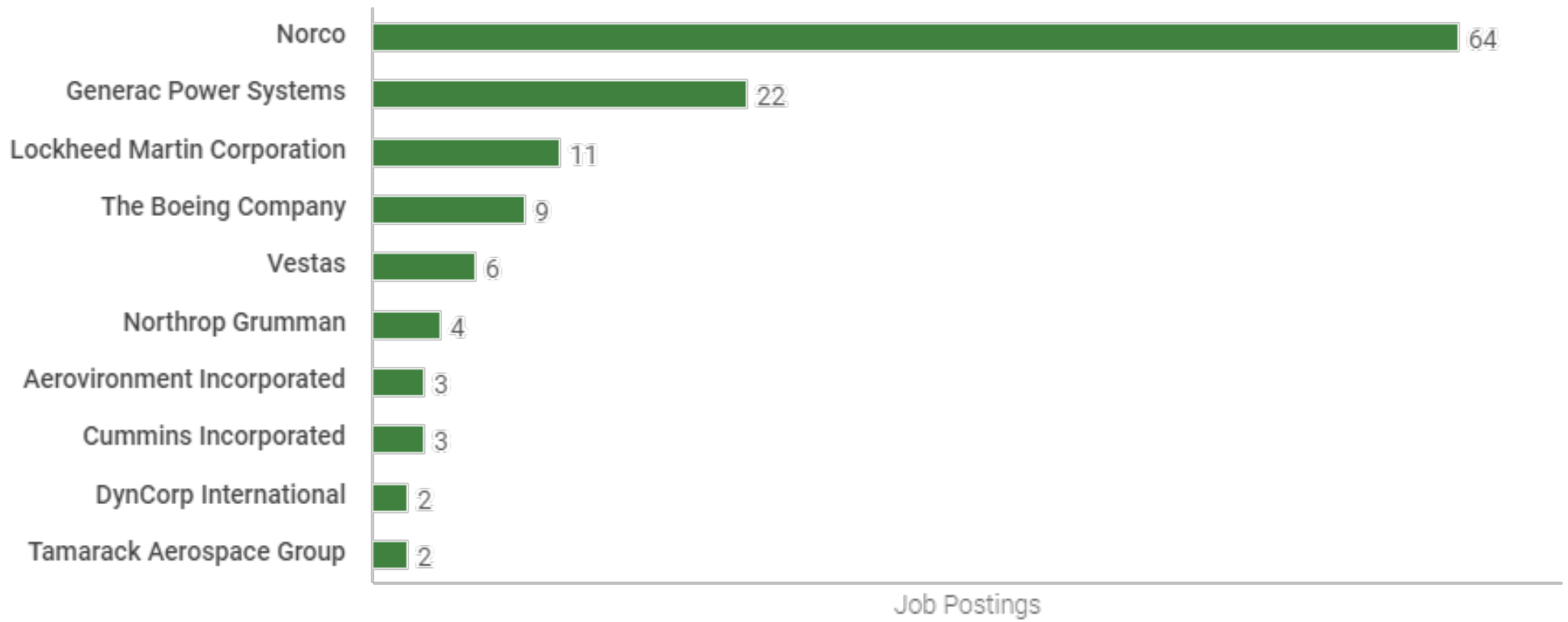
Painter	4	3.5%
----------------	----------	-------------

Skill	Occupational Skill Category	Job Postings Requesting Skill(s) (#) (Last 12 Months)	Job Postings Requesting Skill(s) (%) (Last 12 Months)
Painting	Defining	4	100%

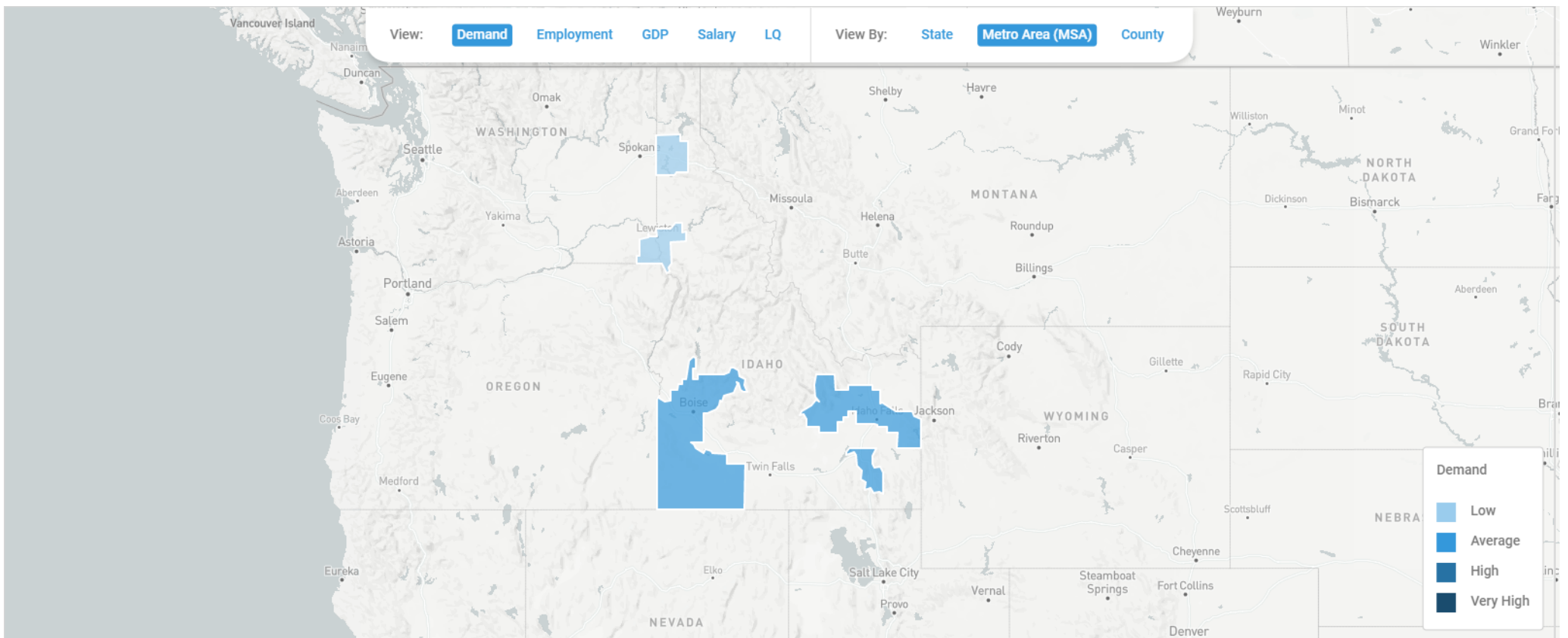
Sales Supervisor	4	3.5%
-------------------------	----------	-------------

Skill	Occupational Skill Category	Job Postings Requesting Skill(s) (#) (Last 12 Months)	Job Postings Requesting Skill(s) (%) (Last 12 Months)
Scheduling	Defining	4	100%
Simulation	NA	4	100%
Supervisory Skills	Necessary	2	50%
Technical Support	NA	1	25%

Top Employers



Top Locations



Metro Area (MSA)	Job Postings (Last 12 Months)	Employment (Last 12 Months)	GDP	Median Salary (in Thousands)	Location Quotient
Boise City, ID	79	NA	\$5B	\$35k	0.3
Idaho Falls, ID	8	NA	\$532.5M	\$41k	0.1
Pocatello, ID	6	NA	\$398.8M	\$40k	0.2
Lewiston, ID-WA	5	NA	\$457.6M	\$34k	0.2
Coeur d'Alene, ID	3	NA	\$521.1M	\$98k	0.1

Source: Bureau of Labor Statistics, Bureau of Economic Analysis