

## Industry Analysis

### Active Selections

ID, Manufacturing (31-33)

## Key Metrics


### Job Postings

Last 12 Months



### Unemployment Rate

Mar 2021

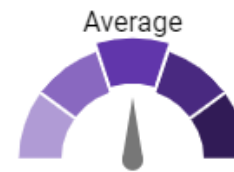


### Projected Growth

10 Years

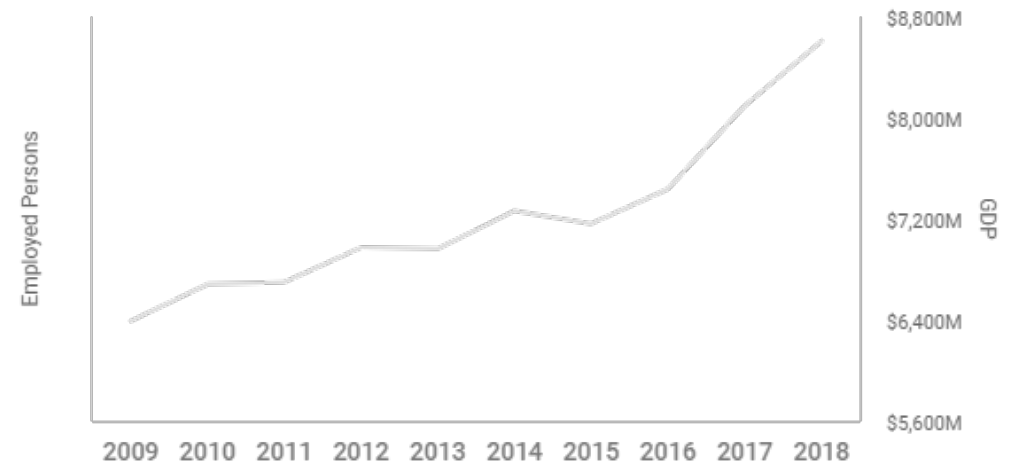
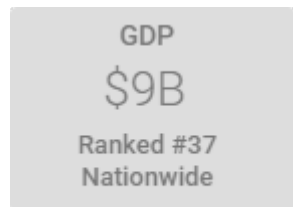


### Location Quotient



## Economic Impact

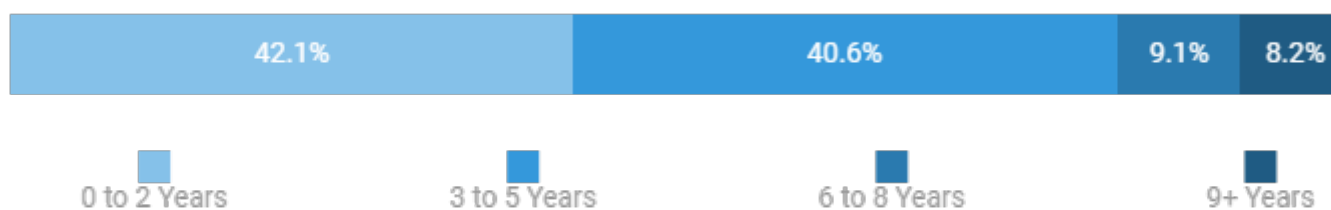
Dec 2019



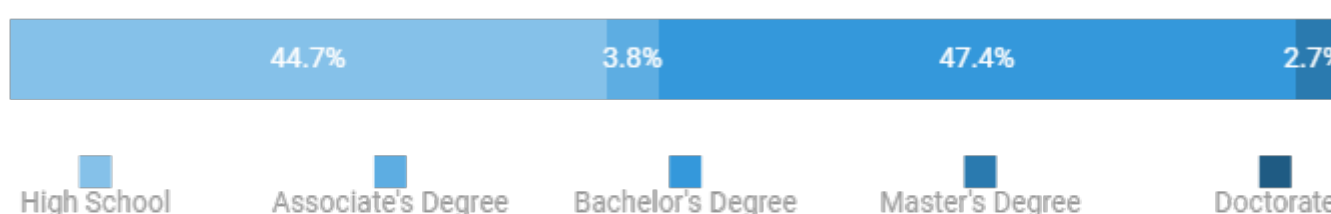
Note: GDP and Employment figures not available for all industries in all years

Source: Bureau of Labor Statistics, Bureau of Economic Analysis

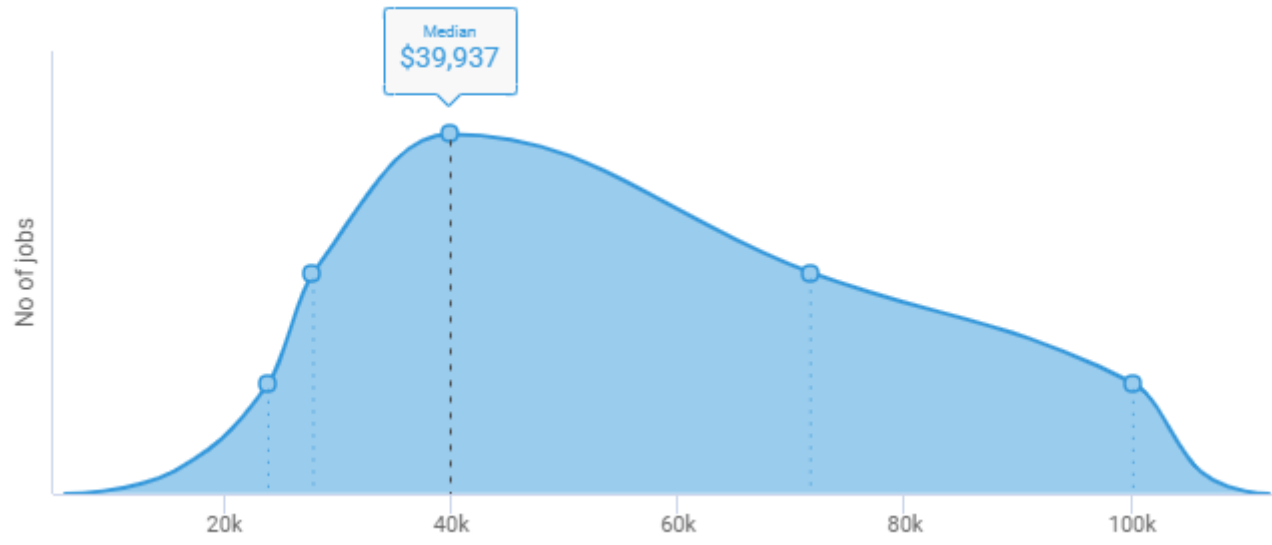
## Job Qualifications - Years of Experience



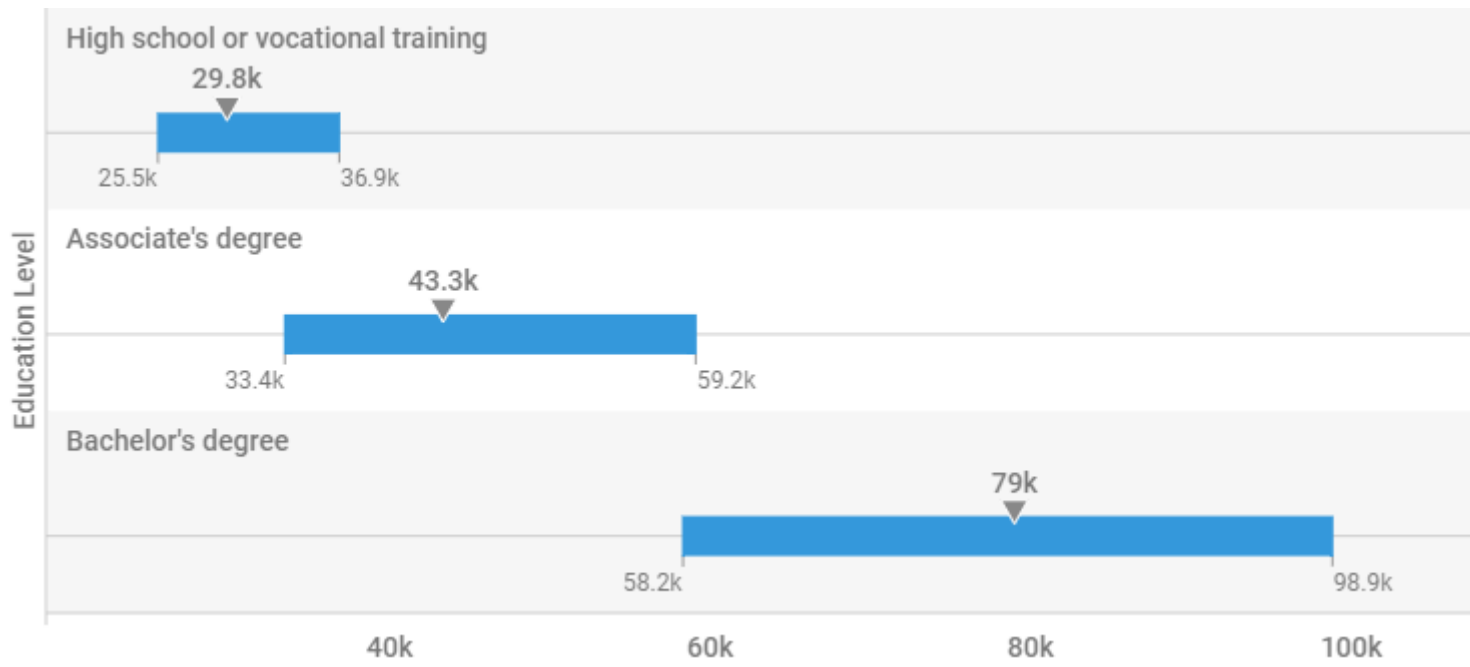
## Job Qualifications - Education Level



## Salary Overall

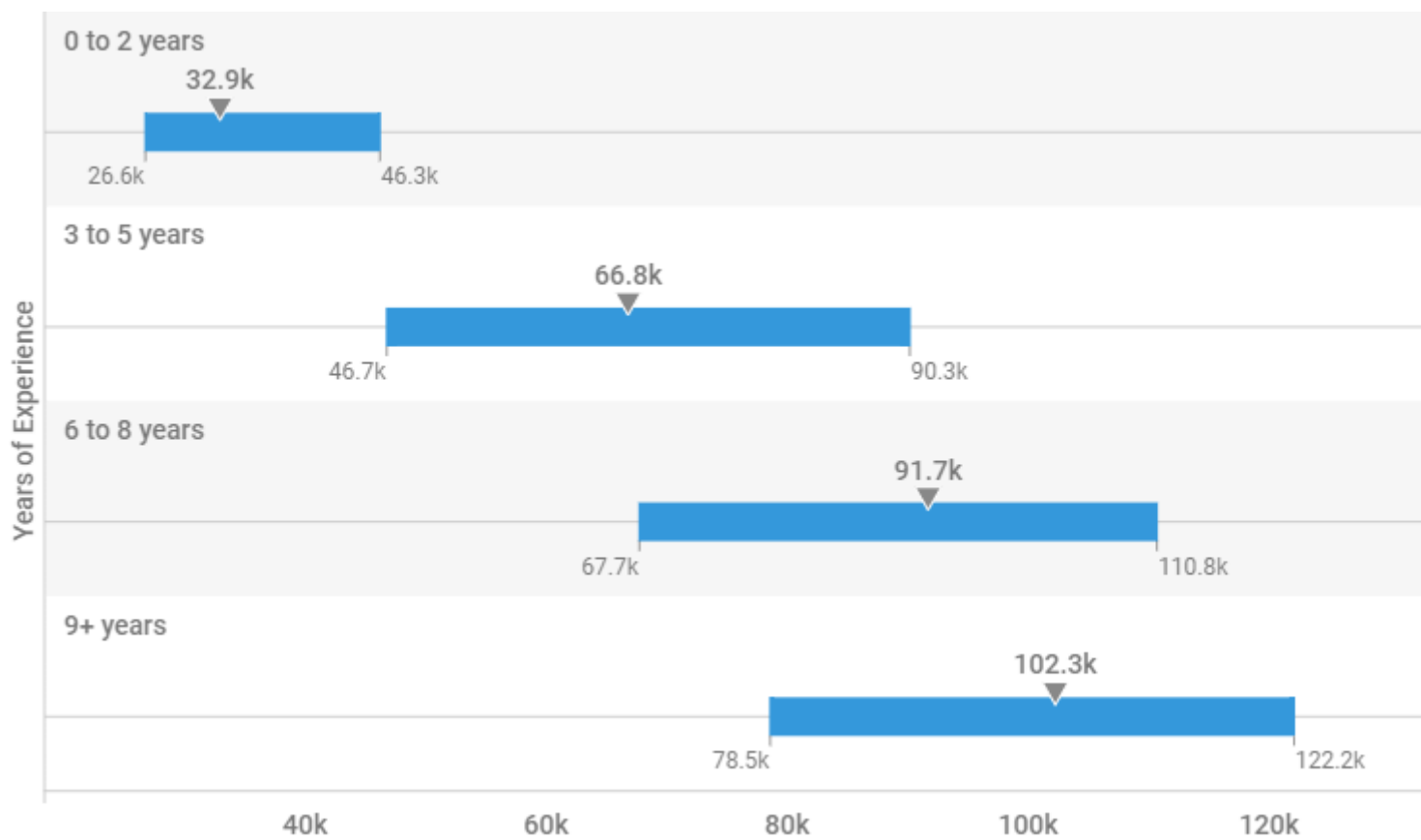


## Salary By Education



Salary distribution is not shown for education levels with insufficient sample size

## Salary By Experience



## Top Requested Occupations

Production Worker
Laborer / Warehouse Worker
Forklift / Pallet Jack Operator
Tractor-Trailer Truck Driver (General)
Manufacturing Machine Operator
Sales Representative
Merchandiser
Retail Store Manager
Building and General Maintenance Technician
Automotive Service Technician / Mechanic

## Top Requested Skills - Specialized Skills

Customer Service
Repair
Sales
Forklift Operation
Scheduling
Project Management
Cleaning
Budgeting
Lifting Ability
Packaging

## Top Requested Skills - Baseline Skills

Communication Skills
Teamwork / Collaboration
Physical Abilities
Problem Solving
Detail-Oriented
Organizational Skills
Planning
Microsoft Office
Computer Literacy
Microsoft Excel

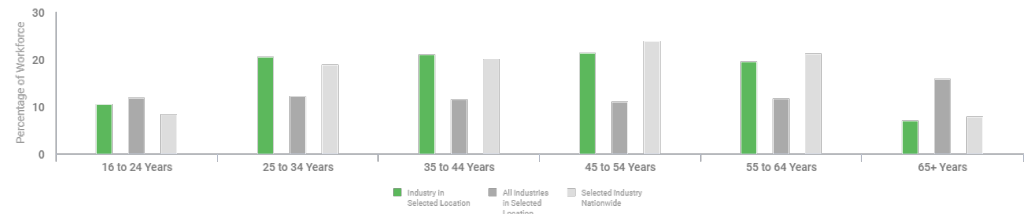
## Age Breakdown

### Median Age

This Industry in Selected Location  
41 Years

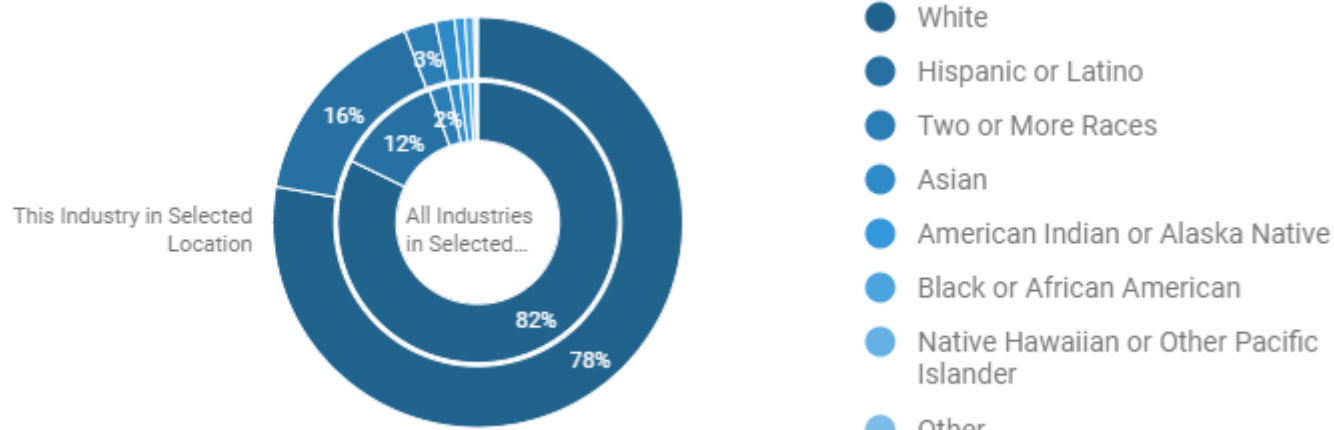
All Industries in Selected Location  
38 Years

This Industry Nationwide  
43 Years



Source: 2014 - 2018 American Community Survey 5-Year Estimates

## Race Breakdown

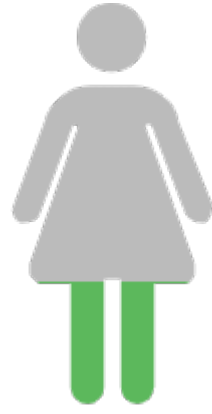


Source: 2014 - 2018 American Community Survey 5-Year Estimates

## Gender Breakdown

69.4%

All Industries in Selected Location  
48.4%



30.6%





















All Industries in Selected Location  
51.6%

Source: 2014 - 2018 American Community Survey 5-Year Estimates

## Top Occupations in Demand

Specialized Occupation	Occupation	Occupation Family	Job Postings(#) Last 12 months	Job Postings(%) Last 12 months	Projected Growth (10 years)	Salary Range (25th-75th percentile)	Risk of Automation	Location Quotient
Production Worker	Production Worker	Manufacturing and Production	622	5.2%	+12.3%	\$23 - 27k	High Risk	0.9
Laborer / Warehouse Worker	Laborer / Warehouse Worker	Business Management and Operations	447	3.8%	+14.8%	\$23 - 28k	Medium Risk	0.9
Forklift / Pallet Jack Operator	Forklift / Pallet Jack Operator	Business Management and Operations	350	2.9%	+16.4%	\$25 - 27k	High Risk	0.7
Tractor-Trailer Truck Driver (General)	Tractor-Trailer Truck Driver	Transportation	276	2.3%	+20.1%	\$33 - 78k	Medium Risk	2.5
Manufacturing Machine Operator	Manufacturing Machine Operator	Manufacturing and Production	249	2.1%	N/A	\$25 - 33k	High Risk	0.8
Sales Representative	Sales Representative	Sales	198	1.7%	+14.2%	\$32 - 57k	Low Risk	1.1
Merchandiser	Merchandiser / Ad Set Associate	Sales	184	1.5%	+11.9%	\$25 - 28k	Low Risk	1.6
Retail Store Manager	Retail Store Manager / Supervisor	Sales	175	1.5%	+15.8%	\$50 - 82k	Low Risk	2
Building and General Maintenance Technician	Building and General Maintenance Technician	Maintenance, Repair, and Installation	174	1.5%	N/A	\$30 - 40k	Medium Risk	0.7
Automotive Service Technician / Mechanic	Automotive Service Technician / Mechanic	Maintenance, Repair, and Installation	148	1.2%	+14.7%	\$27 - 44k	Medium Risk	1.1

## Top Skills in Demand

Skill	Skill Type	Job Postings Requesting Skill(s)(#)	Job Postings Requesting Skill(s)(%)	Projected Growth	Location Quotient
Customer Service	Specialized	1,858	15.8%	-0.7% 	1.2 
Repair	Specialized	1,666	14.2%	0.1% 	1.0 
Sales	Specialized	1,439	12.2%	-7.3% 	1.0 
Forklift Operation	Specialized	1,331	11.3%	-7.9% 	0.9 
Scheduling	Specialized	1,256	10.7%	0.7% 	0.7 
Project Management	Specialized	1,214	10.3%	-12.7% 	0.9 
Cleaning	Specialized	1,189	10.1%	40.9% 	1.2 
Budgeting	Specialized	1,076	9.2%	-5.8% 	0.9 
Lifting Ability	Specialized	1,072	9.1%	4.8% 	1.2 
Packaging	Specialized	880	7.5%	1.6% 	0.9 

## Skills in Demand by Occupation

Occupation	Job Postings (#) (Last 12 Months)	Job Postings (%) (Last 12 Months)
<b>Manufacturing and Production</b>	<b>1,794</b>	<b>15.5%</b>
Skill	Job Postings Requesting Skill(s) (#) (Last 12 Months)	Job Postings Requesting Skill(s) (%) (Last 12 Months)
Quality Assurance and Control	367	20.5%
Packaging	333	18.6%
Cleaning	281	15.7%
Lifting Ability	263	14.7%
Machinery	254	14.2%
Forklift Operation	240	13.4%
Machine Operation	213	11.9%
Hand Tools	212	11.8%
Basic Mathematics	211	11.8%
Food Safety	202	11.3%
Quality Management	174	9.7%
Scheduling	167	9.3%
Good Manufacturing Practices (GMP)	154	8.6%
Manufacturing Processes	135	7.5%
Personal Protective Equipment (PPE)	120	6.7%
Repair	120	6.7%
Budgeting	96	5.4%
Computer Numerical Control (CNC)	91	5.1%
Key Performance Indicators (KPIs)	88	4.9%
Food Industry Knowledge	86	4.8%
Manual Dexterity	83	4.6%
Welding	81	4.5%
Machining	80	4.5%
Hiring Practices	74	4.1%
Power Tools	70	3.9%
C++	68	3.8%
Hazard Analysis Critical Control Point (HACCP)	67	3.7%
Food Safety and Quality	66	3.7%
Product Inspection	65	3.6%
Production Management	58	3.2%
5S Methodology	56	3.1%
Data Entry	53	3%
Equipment Operation	52	2.9%
Enterprise Resource Planning (ERP)	50	2.8%
SAP	49	2.7%
Grinders	46	2.6%
Record Keeping	45	2.5%
Predictive / Preventative Maintenance	44	2.5%
Calculation	43	2.4%
Business Acumen	41	2.3%
Customer Service	41	2.3%
Supervisory Skills	41	2.3%



Manufacturing Industry Knowledge	40	2.2%
Occupational Health and Safety	39	2.2%
Cost Control	37	2.1%
Equipment Moving	37	2.1%
Performance Appraisals	37	2.1%
Sorting	37	2.1%
Presentation Design	35	2%
Process Improvement	35	2%

<b>Business Management and Operations</b>	<b>1,788</b>	<b>15.5%</b>
---	--------------	--------------

Skill	Job Postings Requesting Skill(s) (#) (Last 12 Months)	Job Postings Requesting Skill(s) (%) (Last 12 Months)
Forklift Operation	674	37.7%
Project Management	245	13.7%
Scheduling	232	13%
Budgeting	207	11.6%
Packaging	197	11%
Customer Service	191	10.7%
Lifting Ability	191	10.7%
Cleaning	185	10.3%
Inventory Management	169	9.5%
Repair	152	8.5%
Inventory Control	143	8%
Shipping and Receiving	130	7.3%
Personal Protective Equipment (PPE)	128	7.2%
Procurement	122	6.8%
Purchasing	120	6.7%
Quality Assurance and Control	119	6.7%
Basic Mathematics	116	6.5%
Machinery	114	6.4%
Food Safety	110	6.2%
Quality Management	105	5.9%
SAP	100	5.6%
Key Performance Indicators (KPIs)	96	5.4%
Logistics	92	5.1%
Enterprise Resource Planning (ERP)	91	5.1%
Supply Chain Management	89	5%
Shipping	84	4.7%
Process Improvement	83	4.6%
Materials Transport	79	4.4%
Supply Chain Knowledge	79	4.4%
Program Management	75	4.2%
Cost Control	74	4.1%
Occupational Health and Safety	69	3.9%
Operations Management	64	3.6%
Business Acumen	62	3.5%
Business Process	62	3.5%
Product Development	59	3.3%

Inventory Maintenance	57	3.2%
Manual Dexterity	57	3.2%
Welding	57	3.2%
Hand Trucks	53	3%
Data Entry	50	2.8%
Customer Contact	49	2.7%
Information Systems	48	2.7%
Power Tools	48	2.7%
Sorting	47	2.6%
Hiring Practices	46	2.6%
Data Analysis	44	2.5%
Change Management	43	2.4%
Demand Planning	43	2.4%
Good Manufacturing Practices (GMP)	43	2.4%

<b>Sales</b>	<b>1,749</b>	<b>15.1%</b>
--------------	--------------	--------------

Skill	Job Postings Requesting Skill(s) (#) (Last 12 Months)	Job Postings Requesting Skill(s) (%) (Last 12 Months)
Sales	1,034	59.1%
Merchandising	416	23.8%
Customer Service	373	21.3%
Product Sales	284	16.2%
Retail Industry Knowledge	250	14.3%
Sales Management	243	13.9%
Sales Goals	218	12.5%
Budgeting	209	11.9%
Business Planning	193	11%
Customer Contact	160	9.1%
Scheduling	155	8.9%
Prospective Clients	152	8.7%
Key Performance Indicators (KPIs)	144	8.2%
Product Knowledge	131	7.5%
Negotiation Skills	127	7.3%
Business Acumen	124	7.1%
Project Management	124	7.1%
Lifting Ability	114	6.5%
Account Management	108	6.2%
Business Development	108	6.2%
Sales Planning	99	5.7%
Description and Demonstration of Products	97	5.5%
Outside Sales	97	5.5%
Client Base Retention	83	4.7%
Sales Calls	82	4.7%
Sales Strategy	81	4.6%
Market Strategy	79	4.5%
Inside Sales	77	4.4%
Sales Support	76	4.3%
Customer Accounts	71	4.1%

Cleaning	62	3.5%
Direct Sales	58	3.3%
Sales Optimization	58	3.3%
Biotechnology	51	2.9%
Market Trend	49	2.8%
Strategic Sales	49	2.8%
Route Sales	48	2.7%
Cost Control	47	2.7%
Retail Sales	47	2.7%
Salesforce	44	2.5%
Market Analysis	43	2.5%
International Sales	42	2.4%
New Product Information	42	2.4%
Territory Management	42	2.4%
Direct Store Delivery (DSD)	41	2.3%
Procurement	40	2.3%
Articulating Value Propositions	38	2.2%
Sales Training	38	2.2%
Supervisory Skills	36	2.1%
Simulation	35	2%

<b>Engineering</b>	<b>1,040</b>	<b>9%</b>
--------------------	--------------	-----------

Skill	Job Postings Requesting Skill(s) (#) (Last 12 Months)	Job Postings Requesting Skill(s) (%) (Last 12 Months)
Project Management	174	16.7%
Repair	168	16.2%
Physics	151	14.5%
Data Analysis	140	13.5%
Mechanical Engineering	139	13.4%
Manufacturing Processes	122	11.7%
Customer Service	117	11.3%
Simulation	114	11%
Python	112	10.8%
Scheduling	110	10.6%
Materials Science	109	10.5%
Budgeting	107	10.3%
Process Engineering	103	9.9%
Experiments	102	9.8%
Complementary Metal Oxide Semiconductor (CMOS)	100	9.6%
AutoCAD	89	8.6%
Product Development	82	7.9%
Chemistry	81	7.8%
Neural Networks	81	7.8%
Virtual Reality (VR)	80	7.7%
Chemical Engineering	75	7.2%
Data Collection	66	6.3%
Process Improvement	65	6.3%
Industrial Engineering Industry Expertise	61	5.9%

C++	60	5.8%
Semiconductor Device Physics	57	5.5%
Quality Assurance and Control	56	5.4%
Failure Analysis	55	5.3%
Cost Control	54	5.2%
Packaging	53	5.1%
Schematic Diagrams	53	5.1%
Machinery	51	4.9%
Computer Engineering	48	4.6%
Technical Support	47	4.5%
Cleaning	45	4.3%
Industrial Engineering	45	4.3%
Calculation	43	4.1%
Oscilloscopes	43	4.1%
PERL Scripting Language	43	4.1%
Semiconductor Industry Knowledge	43	4.1%
Lifting Ability	42	4%
Product Improvement	41	3.9%
Predictive / Preventative Maintenance	40	3.8%
SQL	40	3.8%
Electronics Design and Engineering	38	3.7%
Process Control	38	3.7%
Revit	38	3.7%
Test Equipment	37	3.6%
Engineering Management	35	3.4%
Manual Dexterity	35	3.4%

<b>Information Technology</b>	<b>985</b>	<b>8.5%</b>
-------------------------------	------------	-------------

Skill	Job Postings Requesting Skill(s) (#) (Last 12 Months)	Job Postings Requesting Skill(s) (%) (Last 12 Months)
Python	257	26.1%
SQL	231	23.5%
Project Management	217	22%
C++	177	18%
Information Systems	163	16.5%
Java	154	15.6%
Machine Learning	150	15.2%
Software Development	150	15.2%
Data Science	142	14.4%
Software Engineering	142	14.4%
Customer Service	138	14%
Microsoft C#	135	13.7%
Artificial Intelligence	118	12%
Linux	105	10.7%
Technical Support	101	10.3%
Big Data	99	10.1%
Firmware	92	9.3%
Debugging	91	9.2%

Stakeholder Management	88	8.9%
Business Process	85	8.6%
Product Management	81	8.2%
Data Analysis	80	8.1%
Budgeting	79	8%
Git	73	7.4%
JavaScript	73	7.4%
DevOps	72	7.3%
Apache Hadoop	70	7.1%
Data Structures	69	7%
Process Improvement	68	6.9%
Neural Networks	67	6.8%
Oracle	66	6.7%
Computer Engineering	65	6.6%
Customer Contact	65	6.6%
Relational Databases	65	6.6%
Pipeline (Computing)	64	6.5%
Hardware and Software Installation	63	6.4%
Virtual Reality (VR)	63	6.4%
Root Cause Analysis	62	6.3%
MongoDB	56	5.7%
Scala	55	5.6%
Apache Kafka	54	5.5%
NoSQL	54	5.5%
Object Oriented Development Software	54	5.5%
Product Development	54	5.5%
Data Transformation	53	5.4%
Data Modeling	51	5.2%
Repair	51	5.2%
System Design	48	4.9%
PostgreSQL	45	4.6%
PERL Scripting Language	44	4.5%

<b>Maintenance, Repair, and Installation</b>	<b>943</b>	<b>8.1%</b>
--	------------	-------------

Skill	Job Postings Requesting Skill(s) (#) (Last 12 Months)	Job Postings Requesting Skill(s) (%) (Last 12 Months)
Repair	661	70.1%
Customer Service	202	21.4%
Welding	192	20.4%
Predictive / Preventative Maintenance	188	19.9%
Hand Tools	160	17%
Machinery	151	16%
Lifting Ability	118	12.5%
Scheduling	114	12.1%
Electrical Systems	96	10.2%
Power Tools	93	9.9%
Plumbing	90	9.5%
Hydraulics	83	8.8%

Motor Vehicle Operation	83	8.8%
Cleaning	82	8.7%
Forklift Operation	79	8.4%
Schematic Diagrams	78	8.3%
Personal Protective Equipment (PPE)	71	7.5%
Sales	70	7.4%
Tire Pressure Monitoring System (TPMS)	68	7.2%
Battery Testing and Installation	67	7.1%
HVAC	65	6.9%
Packaging	60	6.4%
Painting	58	6.2%
Occupational Health and Safety	49	5.2%
Technical Support	47	5%
Food Safety	43	4.6%
Test Equipment	43	4.6%
Technical Training	42	4.5%
Equipment Maintenance	40	4.2%
Carpentry	39	4.1%
Budgeting	38	4%
Auto Repair	37	3.9%
Tire Installation	37	3.9%
Quality Assurance and Control	36	3.8%
Hoisting Equipment	33	3.5%
Tire Mounting	32	3.4%
Automotive Services Industry Knowledge	30	3.2%
Grinders	30	3.2%
Customer Contact	29	3.1%
Wiring	28	3%
Agribusiness	27	2.9%
Machining	27	2.9%
Pneumatic Tools	25	2.7%
Equipment Operation	24	2.5%
Good Manufacturing Practices (GMP)	24	2.5%
Manual Dexterity	24	2.5%
Industrial Operations Industry Knowledge	23	2.4%
Biotechnology	20	2.1%
Heavy Lifting	19	2%
Training Programs	19	2%

<b>Transportation</b>	<b>678</b>	<b>5.9%</b>
-----------------------	------------	-------------

Skill	Job Postings Requesting Skill(s) (#) (Last 12 Months)	Job Postings Requesting Skill(s) (%) (Last 12 Months)
Customer Service	118	17.4%
Forklift Operation	117	17.3%
Product Sales	111	16.4%
Product Delivery	84	12.4%
Post Trip Inspections	80	11.8%
Basic Mathematics	79	11.7%

Repair	78	11.5%
Commercial Driving	72	10.6%
Lifting Ability	64	9.4%
Cleaning	62	9.1%
Drop and Hook	61	9%
Hand Trucks	55	8.1%
Inverters	45	6.6%
Fertilizers	43	6.3%
HAZMAT	42	6.2%
Scheduling	40	5.9%
Merchandising	38	5.6%
Agribusiness	32	4.7%
Beverage Industry knowledge	31	4.6%
Biotechnology	31	4.6%
Over The Road	31	4.6%
Heavy Lifting	30	4.4%
Soil Science	30	4.4%
Welding	29	4.3%
Customer Complaint Resolution	27	4%
Crane Operation	25	3.7%
Roofing	25	3.7%
Farm Equipment	24	3.5%
Painting	24	3.5%
Calculation	23	3.4%
Customer Accounts	23	3.4%
Process Improvement	23	3.4%
Truck Driving	23	3.4%
Two-Way Radio Operation	22	3.2%
Quality Management	20	2.9%
Inventory Management	17	2.5%
Nursing Home	17	2.5%
Personal Protective Equipment (PPE)	17	2.5%
Physical Therapy	17	2.5%
Claims Knowledge	16	2.4%
Food Safety	16	2.4%
Inspection Records	15	2.2%
Pre Trip Inspections	15	2.2%
Materials Transport	14	2.1%
Equipment Operation	13	1.9%
Memoranda Preparation	13	1.9%
Warehouse Operations	13	1.9%
Process Management	12	1.8%
Automotive Services Industry Knowledge	11	1.6%
FDA Regulations	11	1.6%
<b>Construction, Extraction, and Architecture</b>	<b>530</b>	<b>4.6%</b>
<b>Skill</b>	<b>Job Postings Requesting Skill(s) (#) (Last 12 Months)</b>	<b>Job Postings Requesting Skill(s) (%) (Last 12 Months)</b>

Hand Tools	125	23.6%
Welding	119	22.5%
Repair	109	20.6%
Lifting Ability	81	15.3%
Power Tools	71	13.4%
Insulation	54	10.2%
Insulation Installation	50	9.4%
Forklift Operation	46	8.7%
Machinery	43	8.1%
Equipment Operation	40	7.5%
Construction Industry Knowledge	39	7.4%
Basic Mathematics	37	7%
Environmentally Sound Products	37	7%
Personal Protective Equipment (PPE)	37	7%
Wiring	37	7%
Mig and Tig Welding	35	6.6%
Painting	35	6.6%
Grinders	34	6.4%
Memoranda Preparation	33	6.2%
Cleaning	31	5.8%
Construction Labor	31	5.8%
Electrical Work	31	5.8%
Customer Service	28	5.3%
Industrial Engineering Industry Expertise	27	5.1%
Carpentry	26	4.9%
Material Safety Data Sheets (MSDS)	26	4.9%
Nailing	26	4.9%
Occupational Health and Safety	26	4.9%
Framing	25	4.7%
Concrete Forming	24	4.5%
Predictive / Preventative Maintenance	24	4.5%
Welding Equipment	23	4.3%
Basic Carpentry	21	4%
Scheduling	21	4%
Drywall	20	3.8%
Calculation	19	3.6%
Facility Maintenance	19	3.6%
Hoisting Equipment	19	3.6%
Roofing	19	3.6%
Hammering	18	3.4%
Hiring Practices	18	3.4%
Project Management	15	2.8%
Residential Construction	15	2.8%
Backhoes	14	2.6%
Budgeting	13	2.5%
Calipers	13	2.5%
Customer Contact	13	2.5%



Debris and Litter Control	11	2.1%
Electrical Systems	11	2.1%
Training Programs	11	2.1%

<b>Hospitality, Food, and Tourism</b>	<b>428</b>	<b>3.7%</b>
---------------------------------------	------------	-------------

Skill	Job Postings Requesting Skill(s) (#) (Last 12 Months)	Job Postings Requesting Skill(s) (%) (Last 12 Months)
Cleaning	128	29.9%
Cooking	84	19.6%
Food Safety	74	17.3%
Customer Service	73	17.1%
Scheduling	55	12.9%
Packaging	54	12.6%
Lifting Ability	51	11.9%
Customer Contact	42	9.8%
Meal Preparation	37	8.6%
Food Service Experience	33	7.7%
Food Preparation	32	7.5%
Quality Assurance and Control	31	7.2%
Good Manufacturing Practices (GMP)	29	6.8%
Product Sales	29	6.8%
Machinery	28	6.5%
Description and Demonstration of Products	27	6.3%
Retail Industry Knowledge	27	6.3%
Machine Operation	26	6.1%
Brand Awareness Generation	23	5.4%
Conflict Management	23	5.4%
Machining	23	5.4%
Supervisory Skills	23	5.4%
Food Safety and Quality	22	5.1%
Occupational Health and Safety	22	5.1%
Budgeting	21	4.9%
Cancer knowledge	21	4.9%
Childhood Cancers knowledge	21	4.9%
Fundraising	21	4.9%
Basic Mathematics	20	4.7%
Quality Management	20	4.7%
Ventilation	20	4.7%
Repair	19	4.4%
Personal Protective Equipment (PPE)	17	4%
Employee Training	16	3.7%
Forklift Operation	14	3.3%
Key Performance Indicators (KPIs)	14	3.3%
Sales	14	3.3%
Staff Management	14	3.3%
Performance Appraisals	13	3%
Manual Dexterity	11	2.6%
Restaurant Experience	11	2.6%

Sales Goals	11	2.6%
Barcode Scanning	10	2.3%
Customer Billing	10	2.3%
Material Safety Data Sheets (MSDS)	10	2.3%
Payroll Processing	10	2.3%
Strategic Planning	10	2.3%
Event Management	9	2.1%
Procedure Development	9	2.1%
Financial Analysis	8	1.9%

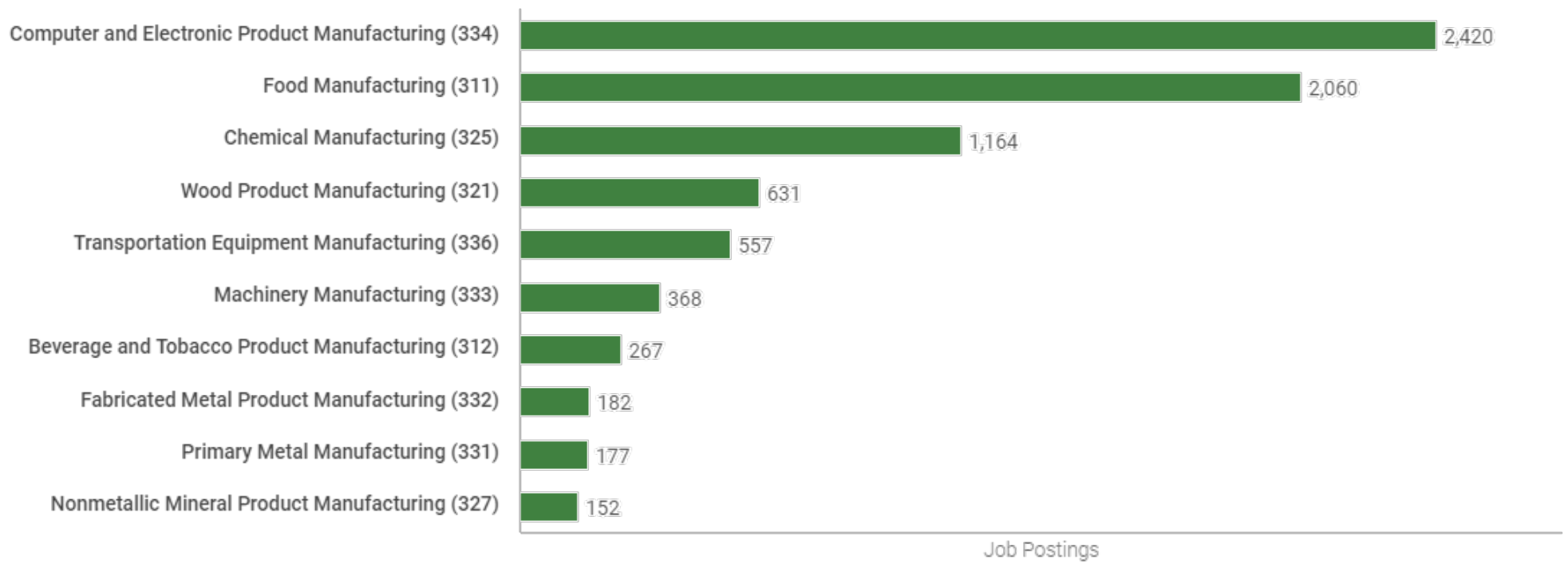
<b>Health Care including Nursing</b>	<b>395</b>	<b>3.4%</b>
--------------------------------------	------------	-------------

Skill	Job Postings Requesting Skill(s) (#) (Last 12 Months)	Job Postings Requesting Skill(s) (%) (Last 12 Months)
Cleaning	109	27.6%
Customer Service	103	26.1%
Occupational Health and Safety	101	25.6%
Plasmapheresis	94	23.8%
Current Good Manufacturing Practices (CGMP)	85	21.5%
Repair	75	19%
Customer Contact	74	18.7%
Personal Protective Equipment (PPE)	70	17.7%
Cardiopulmonary Resuscitation (CPR)	65	16.5%
Employee Training	51	12.9%
Laboratory Equipment	50	12.7%
Maintaining Supplies	49	12.4%
Quality Assurance and Control	48	12.2%
Vaccines	48	12.2%
Finger Stick	35	8.9%
Scheduling	35	8.9%
Lifting Ability	34	8.6%
Phlebotomy	28	7.1%
Quality Management	28	7.1%
Data Entry	26	6.6%
Machinery	26	6.6%
Clinical Development	24	6.1%
Calibration	22	5.6%
Project Management	21	5.3%
Customer Billing	20	5.1%
Hematocrit	20	5.1%
Sales	20	5.1%
Bloodborne Pathogens	18	4.6%
Data Analysis	18	4.6%
Conflict Management	17	4.3%
Administrative Functions	16	4.1%
Managed Care	16	4.1%
Chemistry	15	3.8%
Food Service Experience	15	3.8%
Calculation	14	3.5%

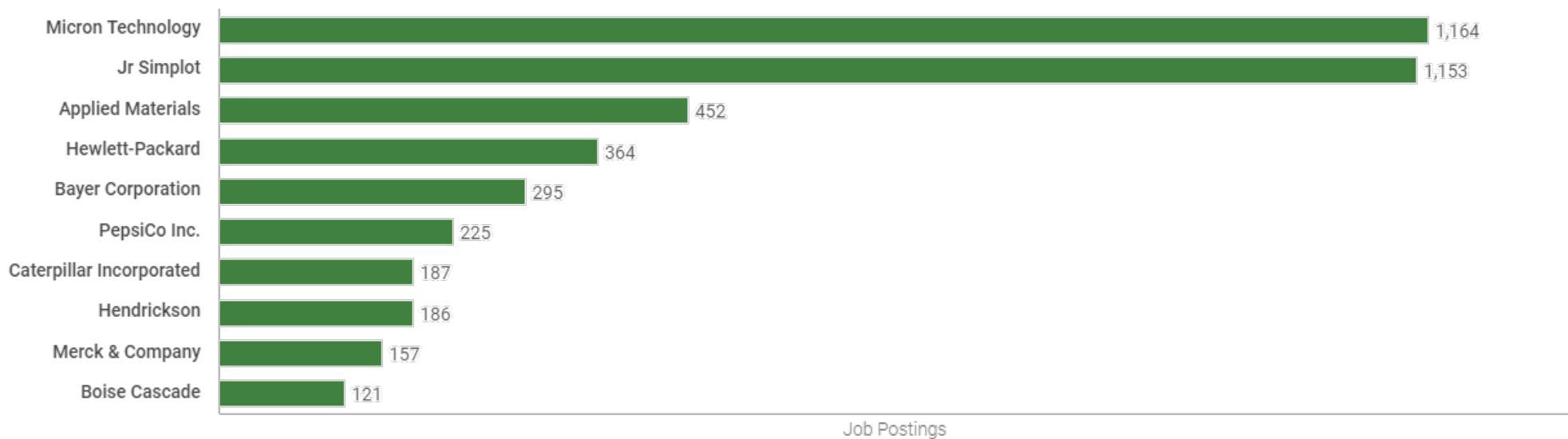
Heavy Equipment	14	3.5%
Client Needs Assessment	13	3.3%
Medical Coding	13	3.3%
Pharmacist Assistance	13	3.3%
Electrical Systems	12	3%
Forklift Operation	12	3%
Respiratory Therapy	12	3%
Band Saw	11	2.8%
Drill Presses	11	2.8%
Heavy Lifting	11	2.8%
Mig and Tig Welding	11	2.8%
Power Tools	11	2.8%
Vital Signs Measurement	11	2.8%
Basic Mathematics	10	2.5%
Broadband	10	2.5%

## Top Industries

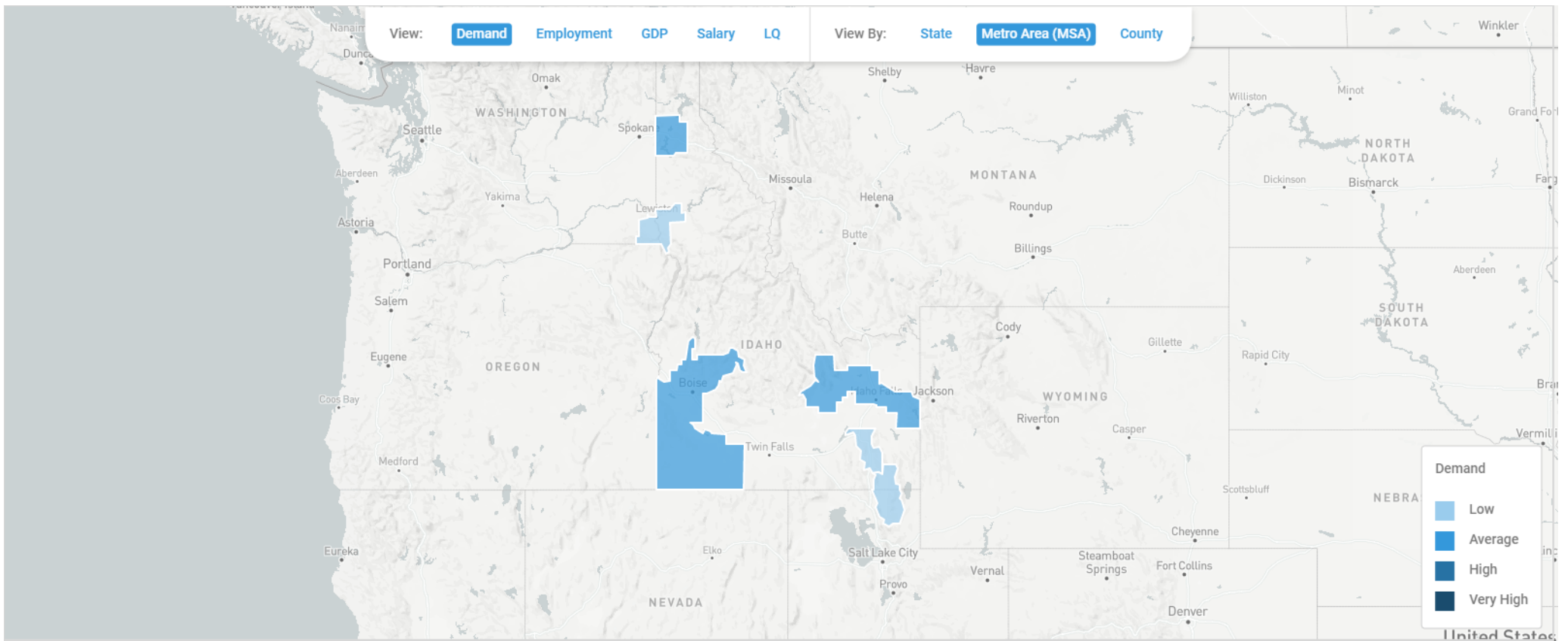
Currently displaying: 3digit



## Top Employers



# Top Locations



Metro Area (MSA)	Job Postings (Last 12 Months)	Employment (Last 12 Months)	GDP	Median Salary (in Thousands)	Location Quotient
Boise City, ID	8,707	NA	\$5B	\$45k	1.1 <span style="color: orange;">▬</span>
Idaho Falls, ID	751	NA	\$532.5M	\$34k	0.9 <span style="color: orange;">▬</span>
Coeur d'Alene, ID	734	NA	\$521.1M	\$31k	0.7 <span style="color: red;">▾</span>
Pocatello, ID	507	NA	\$398.8M	\$37k	1.1 <span style="color: orange;">▬</span>
Lewiston, ID-WA	140	NA	\$457.6M	\$56k	0.7 <span style="color: red;">▾</span>
Logan, UT-ID	9	NA	\$2B	\$40k	0.3 <span style="color: red;">▾</span>

Source: Bureau of Labor Statistics, Bureau of Economic Analysis